



Bethesda University
730 N. Euclid St. Anaheim, CA
92801 714-683-1212 www.buc.edu

**SCHOOL PERFORMANCE FACT SHEET
CALENDAR YEARS 2022 & 2023**

**Accounting Specialist CPA Preparation
Certificate – 3 years**

On-Time Completion Rates (Graduation Rates)

Includes data for the two calendar years prior to reporting.

| Calendar Year | Number of Students Who Began the Program | Students Available for Graduation | Number of On-Time Graduates | On-Time Completion Rate |
|----------------------|---|--|------------------------------------|--------------------------------|
| 2022 | 0 | 0 | 0 | 0 |
| 2023 | 0 | 0 | 0 | 0 |

Student's Initials: _____ **Date:** _____

Initial only after you have had sufficient time to read and understand the information.



Bethesda University
730 N. Euclid St. Anaheim, CA
92801 714-683-1212 www.buc.edu

Job Placement Rates (includes data for the two calendar years prior to reporting)

| Calendar Year | Number of Students Who Began Program | Number of Graduates | Graduates Available for Employment | Graduates Employed in the Field | Placement Rate % Employed in the Field |
|---------------|--------------------------------------|---------------------|------------------------------------|---------------------------------|--|
| 2022 | 0 | 0 | 0 | 0 | 0 |
| 2023 | 0 | 0 | 0 | 0 | 0 |

You may obtain from the institution a list of the employment positions determined to be in the field for which a student received education and training.

Gainfully Employed Categories (includes data for the two calendar years prior to reporting)

Part-Time vs. Full-Time Employment

| Calendar Year | Graduate Employed in the Field 20-29 Hours Per Week | Graduates Employed in the Field at Least 30 Hours Per Week | Total Graduates Employed in the Field |
|---------------|---|--|---------------------------------------|
| 2022 | 0 | 0 | 0 |
| 2023 | 0 | 0 | 0 |

Single Position vs. Concurrent Aggregated Position

| Calendar Year | Graduates Employed in the Field in a Single Position | Graduates Employed in the Field in Concurrent Aggregated Positions | Total Graduates Employed in the Field |
|---------------|--|--|---------------------------------------|
| 2022 | 0 | 0 | 0 |
| 2023 | 0 | 0 | 0 |



Self-Employed / Freelance Positions

| Calendar Year | Graduates Employed who are Self-Employed or Working Freelance | Total Graduates Employed in the Field |
|---------------|---|---------------------------------------|
| 2022 | 0 | 0 |
| 2023 | 0 | 0 |

Institutional Employment

| Calendar Year | Graduates Employed in the Field who are Employed by the Institution, an Employer Owned by the Institution, or an Employer who Shares Ownership with the Institution. | Total Graduates Employed in the Field |
|---------------|--|---------------------------------------|
| 2022 | 0 | 0 |
| 2023 | 0 | 0 |

Student's Initials: _____ Date: _____

Initial only after you have had sufficient time to read and understand the information.

IF the majority of graduates from this program obtain jobs in self-employment or freelance work add:

This program may result in freelance or self-employment.

The work available to graduates of this program is usually for freelance or self-employment.

This type of work may not be consistent.

The period of employment can range from one day to weeks to several months.

Hours worked in a day or week may be more or less than the traditional 8 hour work day or 40 hour work week.

You can expect to spend unpaid time expanding your networks, advertising, promoting your services, or honing your skills.

Once graduates begin to work freelance or are self-employed, they will be asked to provide documentation that they are employed as such so that they may be counted as placed for our job placement records.

Students initialing this disclosure understand that either a majority or all of this school's graduates are employed in this manner and understand what comprises this work style.

Student's Initials: _____ Date: _____

Only initial after you have had sufficient time to read and understand the information.



License Examination Passage Rates (includes data for the two calendar years prior to reporting)

This Program doesn't lead to state licensure.

| Calendar Year | Number of Graduates in Calendar Year | Number of Graduates Taking Exam | Number Who Passed First Available Exam | Number Who Failed First Available Exam | Passage Rate |
|---------------|--------------------------------------|---------------------------------|--|--|--------------|
| 2022 | 0 | 0 | 0 | 0 | 0 |
| 2023 | 0 | 0 | 0 | 0 | 0 |

Licensure examination passage data is not available from the state agency administering the examination. We are unable to collect data from graduates.

Student's Initials: _____ Date: _____

Initial only after you have had sufficient time to read and understand the information.....

Salary and Wage Information (includes data for the two calendar years prior to reporting)

Annual salary and wages reported for graduates employed in the field.

| Calendar Year | Graduates Available for Employment | Graduates Employed in Field | \$20,001 | \$35,001 | \$40,001 | \$45,001 | No Salary Information Reported |
|---------------|------------------------------------|-----------------------------|---------------|---------------|---------------|---------------|--------------------------------|
| | | | - \$25,000 | - \$40,000 | - \$45,000 | - \$50,000 | |
| 2022 | 0 | 0 | 0 | 0 | 0 | 0 | 0 |
| 2023 | 0 | 0 | 0 | 0 | 0 | 0 | 0 |

A list of sources used to substantiate salary disclosures is available from the school.

Student's Initials: _____ Date: _____

Initial only after you have had sufficient time to read and understand the information.



Bethesda University
730 N. Euclid St. Anaheim, CA
92801 714-683-1212 www.buc.edu

Cost of Educational Program

Total charges for the program for students completing on time in 2022: **\$10,100**

Total charges may be higher for students that do not complete on time.

Total charges for the program for students completing on time in 2023: **\$10,100**

Total charges may be higher for students that do not complete on time.

Student's Initials: _____ **Date:** _____

Initial only after you have had sufficient time to read and understand the information.



Bethesda University
 730 N. Euclid St. Anaheim, CA
 92801 714-683-1212 www.buc.edu

Federal Student Loan Debt

| Calendar Year(s) | Most recent three year cohort default rate, as reported by the United State Department of Education ¹ | The percentage of enrolled students in 2022/23 receiving federal student loans to pay for this program. | The percentage of graduates in 2022/23 who took out federal student loans to pay for this program. | The average amount of federal student loan debt of 2022/23 graduates who took out federal student loans at this institution. |
|-------------------------|---|--|---|---|
| 2022 | 0% | 0% | 0% | \$7420.13 |
| 2023 | 0% | 0% | 0% | \$8454.17 |

¹The percentage of students who defaulted on their federal student loans is called the Cohort Default Rate (CDR). It shows the percentage of this school's students who were more than 270 days (9 months) behind on their federal student loans within three years of when the first payment was due. This is the most recent CDR reported by the U.S. Department of Education.

Student's Initials: _____ Date: _____

Initial only after you have had sufficient time to read and understand the information.

This fact sheet is filed with the Bureau for Private Postsecondary Education. Regardless of any information you may have relating to completion rates, placement rates, starting salaries, or license exam passage rates, this fact sheet contains the information as calculated pursuant to state law.

Any questions a student may have regarding this fact sheet that have not been satisfactorily answered by the institution may be directed to the Bureau for Private Postsecondary Education at 1747 North Market Blvd, ste.225, Sacramento, CA 95834, www.bppe.ca.gov, toll-free telephone number (888) 370-7589 or by fax (916) 263-1897.

 Student Name - Print

 Student Signature

 Date

 School Official

 Date



Bethesda University
730 N. Euclid St. Anaheim, CA
92801 714-683-1212 www.buc.edu

Definitions

- “Number of Students Who Began the Program” means the number of students who began a program who were scheduled to complete the program within 100% of the published program length within the reporting calendar year and excludes all students who cancelled during the cancellation period.
- “Students Available for Graduation” is the number of students who began the program minus the number of students who have died, been incarcerated, or been called to active military duty.
- “Number of On-time Graduates” is the number of students who completed the program within 100% of the published program length within the reporting calendar year.
- “On-time Completion Rate” is the number of on-time graduates divided by the number of students available for graduation.
- “150% Graduates” is the number of students who completed the program within 150% of the program length (includes on-time graduates).
- “150% Completion Rate” is the number of students who completed the program in the reported calendar year within 150% of the published program length, including on-time graduates, divided by the number of students available for graduation.
- “Graduates Available for Employment” means the number of graduates minus the number of graduates unavailable for employment.
- “Graduates Unavailable for Employment” means the graduates who, after graduation, die, become incarcerated, are called to active military duty, are international students that leave the United States or do not have a visa allowing employment in the United States, or are continuing their education in an accredited or bureau-approved postsecondary institution.
- “Graduates Employed in the Field” means graduates who beginning within six months after a student completes the applicable educational program are gainfully employed, whose employment has been reported, and for whom the institution has documented verification of employment. For occupations for which the state requires passing an examination, the six months period begins after the announcement of the examination results for the first examination available after a student completes an applicable educational program.
- “Placement Rate Employed in the Field” is calculated by dividing the number of graduates gainfully employed in the field by the number of graduates available for employment.
- “Number of Graduates Taking Exam” is the number of graduates who took the first available exam in the reported calendar year.



Bethesda University
730 N. Euclid St. Anaheim, CA
92801 714-683-1212 www.buc.edu

- “First Available Exam Date” is the date for the first available exam after a student completed a program.
- “Passage Rate” is calculated by dividing the number of graduates who passed the exam by the number of graduates who took the reported licensing exam.
- “Number Who Passed First Available Exam” is the number of graduates who took and passed the first available licensing exam after completing the program.
- “Salary” is as reported by graduate or graduate’s employer.
- “No Salary Information Reported” is the number of graduates for whom, after making reasonable attempts, the school was not able to obtain salary information.



Bethesda University
730 N. Euclid St. Anaheim, CA
92801 714-683-1212
www.buc.edu

STUDENT'S RIGHT TO CANCEL

1. STUDENT'S RIGHT TO CANCEL (REFUND POLICY)

For the purpose of determining a refund, a student shall be deemed to have withdrawn from a program of instruction when any of the following occurs:

The student notifies Bethesda University of the student's withdrawal or as of the date of the student's withdrawal, whichever is later;

Bethesda University terminates the student's enrollment for failure to maintain satisfactory progress; failure to abide by the rules and regulations of the institution; absences in excess of maximum set forth by the institution; and/or failure to meet financial obligations to Bethesda University.

The student has failed to attend class for three (3) consecutive weeks; and

The student fails to return from a leave of absence.

For the purpose of determining the amount of the refund, the date of the student's withdrawal shall be deemed the last date of recorded attendance. The amount owed equals the daily charge for the program (total institutional charge, minus nonrefundable fees, divided by the number of days in the program), multiplied by the number of days scheduled to attend, prior to withdrawal. For the purpose of determining when the refund must be paid, the student shall be deemed to have withdrawn at the end of three (3) consecutive weeks. If the student has completed more than 60% of the period of attendance for which the student was charged, the tuition is considered earned and the student will receive no refund.

If any portion of the tuition was paid from the proceeds of a loan or third party, the refund shall be sent to the lender, third party or, if appropriate, to the state or federal agency that guaranteed or reinsured the loan. Any amount of the refund in excess of the unpaid balance of the loan shall be first used to repay any student financial aid programs from which the student received benefits, in proportion to the amount of the benefits received, and any remaining amount shall be paid to the student. If the student has received federal student financial aid funds, the student is entitled to a refund of moneys not paid from federal student financial aid program funds.

If the student has received federal student financial aid funds, the student is entitled to a refund of moneys not paid from federal student financial aid program funds.

For distance education students scheduled days is based on a five-day week, which does not include Sunday, or any defined holiday.

Those students who obtain a loan to pay for an educational program, the student will have the responsibility to repay the full amount of the loan plus interest, less the amount of any refund.

If the student is eligible for a loan guaranteed by the federal or state government and the student defaults on the loan, both of the following may occur:

- (1) The federal or state government or a loan guarantee agency may take action against the student, including applying any income tax refund to which the person is entitled to reduce the balance owed on the loan.
- (2) The student may not be eligible for any other federal student financial aid at another institution or other government assistance until the loan is repaid.



Bethesda University
730 N. Euclid St. Anaheim, CA
92801 714-683-1212 www.buc.edu

SCHOOL PERFORMANCE FACT SHEET
CALENDAR YEARS 2022 & 2023

**Bachelor of Arts in Business
Administration (Business
Administration, Legal Administration
and Sports Management) – 4 years**

On-Time Completion Rates (Graduation Rates)

Includes data for the two calendar years prior to reporting.

| Calendar Year | Number of Students Who Began the Program | Students Available for Graduation | Number of On-time Graduates | On-time Completion Rate |
|----------------------|---|--|------------------------------------|--------------------------------|
| 2022 | 114 | 94 | 19 | 16% |
| 2023 | 101 | 101 | 18 | 17.8% |

Student's Initials: _____ **Date:** _____

Initial only after you have had sufficient time to read and understand the information.



Bethesda University
 730 N. Euclid St. Anaheim, CA
 92801 714-683-1212 www.buc.edu

Job Placement Rates (includes data for the two calendar years prior to reporting)

| Calendar Year | Number of Students Who Began Program | Number of Graduates | Graduates Available for Employment | Graduates Employed in the Field | Placement Rate % Employed in the Field |
|---------------|--------------------------------------|---------------------|------------------------------------|---------------------------------|--|
| 2022 | 114 | 19 | 8 | 3 | 37.5% |
| 2023 | 101 | 18 | 4 | 1 | 25% |

You may obtain from the institution a list of the employment positions determined to be in the field for which a student received education and training.

Gainfully Employed Categories (includes data for the two calendar years prior to reporting)

Part-Time vs. Full-Time Employment

| Calendar Year | Graduate Employed in the Field 20-29 Hours Per Week | Graduates Employed in the Field at Least 30 Hours Per Week | Total Graduates Employed in the Field |
|---------------|---|--|---------------------------------------|
| 2022 | 1 | 2 | 3 |
| 2023 | 0 | 1 | 1 |

Single Position vs. Concurrent Aggregated Position

| Calendar Year | Graduates Employed in the Field in a Single Position | Graduates Employed in the Field in Concurrent Aggregated Positions | Total Graduates Employed in the Field |
|---------------|--|--|---------------------------------------|
| 2022 | 3 | 0 | 3 |
| 2023 | 1 | 0 | 1 |



Bethesda University
730 N. Euclid St. Anaheim, CA
92801 714-683-1212 www.buc.edu

Self-Employed / Freelance Positions

| Calendar Year | Graduates Employed who are Self-Employed or Working Freelance | Total Graduates Employed in the Field |
|---------------|---|---------------------------------------|
| 2022 | 0 | 0 |
| 2023 | 2 | 2 |

Institutional Employment








| Calendar Year | Graduates Employed in the Field who are Employed by the Institution, an Employer Owned by the Institution, or an Employer who Shares Ownership with the Institution. | Total Graduates Employed in the Field |
|---------------|--|---------------------------------------|
| 2022 | 0 | 0 |
| 2023 | 0 | 0 |

Student's Initials: _____ **Date:** _____

Initial only after you have had sufficient time to read and understand the information.

IF the majority of graduates from this program obtain jobs in self-employment or freelance work add:

This program may result in freelance or self-employment.

-  The work available to graduates of this program is usually for freelance or self-employment.
-  This type of work may not be consistent.
-  The period of employment can range from one day to weeks to several months.
-  Hours worked in a day or week may be more or less than the traditional 8 hour work day or 40 hour work week.
-  You can expect to spend unpaid time expanding your networks, advertising, promoting your services, or honing your skills.
-  Once graduates begin to work freelance or are self-employed, they will be asked to provide documentation that they are employed as such so that they may be counted as placed for our job placement records.
-  Students initialing this disclosure understand that either a majority or all of this school's graduates are employed in this manner and understand what comprises this work style.

Student's Initials: _____ **Date:** _____

Only initial after you have had sufficient time to read and understand the information.



B

ethesda University
730 N. Euclid St. Anaheim, CA 92801
714-683-1212 www.buc.edu

License Examination Passage Rates (includes data for the two calendar years prior to reporting)

This Program doesn't lead to state licensure.

| Calendar Year | Number of Graduates in Calendar Year | Number of Graduates Taking Exam | Number Who Passed First Available Exam | Number Who Failed First Available Exam | Passage Rate |
|---------------|--------------------------------------|---------------------------------|--|--|--------------|
| 2022 | 0 | 0 | 0 | 0 | 0 |
| 2023 | 0 | 0 | 0 | 0 | 0 |

Licensure examination passage data is not available from the state agency administering the examination. We are unable to collect data from graduates.

Student's Initials: _____ Date: _____

Initial only after you have had sufficient time to read and understand the information.

Salary and Wage Information (includes data for the two calendar years prior to reporting)

Annual salary and wages reported for graduates employed in the field.

| Calendar Year | Graduates Available for Employment | Graduates Employed in Field | \$20,001 | \$35,001 | \$40,001 | \$45,001 | No Salary Information Reported |
|---------------|------------------------------------|-----------------------------|------------|------------|------------|------------|--------------------------------|
| | | | - \$25,000 | - \$40,000 | - \$45,000 | - \$50,000 | |
| 2022 | 8 | 3 | 0 | 0 | 0 | 2 | 1 |
| 2023 | 4 | 1 | 0 | 0 | 0 | 0 | 1 |

A list of sources used to substantiate salary disclosures is available from the school.

Student's Initials: _____ Date: _____

Initial only after you have had sufficient time to read and understand the information.



Bethesda University
730 N. Euclid St. Anaheim, CA
92801 714-683-1212 www.buc.edu

Cost of Educational Program

Total charges for the program for students completing on time in 2022: **\$34,190 (\$36,710 – International)**

Total charges may be higher for students that do not complete on time.

Total charges for the program for students completing on time in 2023: **\$34,190 (\$36,710 – International)**

Total charges may be higher for students that do not complete on time.

Student's Initials: _____ **Date:** _____

Initial only after you have had sufficient time to read and understand the information.



Bethesda University
 730 N. Euclid St. Anaheim, CA
 92801 714-683-1212 www.buc.edu

Federal Student Loan Debt

| Calendar Year(s) | Most recent three year cohort default rate, as reported by the United States Department of Education ¹ | The percentage of enrolled students in 2022/23 receiving federal student loans to pay for this program. | The percentage of graduates in 2022/23 who took out federal student loans to pay for this program. | The average amount of federal student loan debt of 2022/23 graduates who took out federal student loans at this institution. |
|------------------|---|---|--|--|
| 2022 | 0% | 15.5% | 5.41% | \$7420.13 |
| 2023 | 0% | 25.2% | 16% | \$8454.17 |

¹The percentage of students who defaulted on their federal student loans is called the Cohort Default Rate (CDR). It shows the percentage of this school's students who were more than 270 days (9 months) behind on their federal student loans within three years of when the first payment was due. This is the most recent CDR reported by the U.S. Department of Education.

Student's Initials: _____ **Date:** _____

Initial only after you have had sufficient time to read and understand the information.

This fact sheet is filed with the Bureau for Private Postsecondary Education. Regardless of any information you may have relating to completion rates, placement rates, starting salaries, or license exam passage rates, this fact sheet contains the information as calculated pursuant to state law.

Any questions a student may have regarding this fact sheet that have not been satisfactorily answered by the institution may be directed to the Bureau for Private Postsecondary Education at 1747 North Market Blvd, ste.225, Sacramento, CA 95834, www.bppe.ca.gov, toll-free telephone number (888) 370-7589 or by fax (916) 263-1897.

 Student Name - Print

 Student Signature

 Date

 School Official

 Date



Bethesda University
730 N. Euclid St. Anaheim, CA
92801 714-683-1212 www.buc.edu

Definitions

- “Number of Students Who Began the Program” means the number of students who began a program who were scheduled to complete the program within 100% of the published program length within the reporting calendar year and excludes all students who cancelled during the cancellation period.
- “Students Available for Graduation” is the number of students who began the program minus the number of students who have died, been incarcerated, or been called to active military duty.
- “Number of On-time Graduates” is the number of students who completed the program within 100% of the published program length within the reporting calendar year.
- “On-time Completion Rate” is the number of on-time graduates divided by the number of students available for graduation.
- “150% Graduates” is the number of students who completed the program within 150% of the program length (includes on-time graduates).
- “150% Completion Rate” is the number of students who completed the program in the reported calendar year within 150% of the published program length, including on-time graduates, divided by the number of students available for graduation.
- “Graduates Available for Employment” means the number of graduates minus the number of graduates unavailable for employment.
- “Graduates Unavailable for Employment” means the graduates who, after graduation, die, become incarcerated, are called to active military duty, are international students that leave the United States or do not have a visa allowing employment in the United States, or are continuing their education in an accredited or bureau-approved postsecondary institution.
- “Graduates Employed in the Field” means graduates who beginning within six months after a student completes the applicable educational program are gainfully employed, whose employment has been reported, and for whom the institution has documented verification of employment. For occupations for which the state requires passing an examination, the six months period begins after the announcement of the examination results for the first examination available after a student completes an applicable educational program.
- “Placement Rate Employed in the Field” is calculated by dividing the number of graduates gainfully employed in the field by the number of graduates available for employment.
- “Number of Graduates Taking Exam” is the number of graduates who took the first available exam in the reported calendar year.



Bethesda University
730 N. Euclid St. Anaheim, CA
92801 714-683-1212 www.buc.edu

- “First Available Exam Date” is the date for the first available exam after a student completed a program.
- “Passage Rate” is calculated by dividing the number of graduates who passed the exam by the number of graduates who took the reported licensing exam.
- “Number Who Passed First Available Exam” is the number of graduates who took and passed the first available licensing exam after completing the program.
- “Salary” is as reported by graduate or graduate’s employer.
- “No Salary Information Reported” is the number of graduates for whom, after making reasonable attempts, the school was not able to obtain salary information.



Bethesda University
730 N. Euclid St. Anaheim, CA
92801 714-683-1212
www.buc.edu

STUDENT'S RIGHT TO CANCEL

1. STUDENT'S RIGHT TO CANCEL (REFUND POLICY)

For the purpose of determining a refund, a student shall be deemed to have withdrawn from a program of instruction when any of the following occurs:

The student notifies Bethesda University of the student's withdrawal or as of the date of the student's withdrawal, whichever is later;

Bethesda University terminates the student's enrollment for failure to maintain satisfactory progress; failure to abide by the rules and regulations of the institution; absences in excess of maximum set forth by the institution; and/or failure to meet financial obligations to Bethesda University.

The student has failed to attend class for three (3) consecutive weeks; and

The student fails to return from a leave of absence.

For the purpose of determining the amount of the refund, the date of the student's withdrawal shall be deemed the last date of recorded attendance. The amount owed equals the daily charge for the program (total institutional charge, minus nonrefundable fees, divided by the number of days in the program), multiplied by the number of days scheduled to attend, prior to withdrawal. For the purpose of determining when the refund must be paid, the student shall be deemed to have withdrawn at the end of three (3) consecutive weeks. If the student has completed more than 60% of the period of attendance for which the student was charged, the tuition is considered earned and the student will receive no refund.

If any portion of the tuition was paid from the proceeds of a loan or third party, the refund shall be sent to the lender, third party or, if appropriate, to the state or federal agency that guaranteed or reinsured the loan. Any amount of the refund in excess of the unpaid balance of the loan shall be first used to repay any student financial aid programs from which the student received benefits, in proportion to the amount of the benefits received, and any remaining amount shall be paid to the student. If the student has received federal student financial aid funds, the student is entitled to a refund of moneys not paid from federal student financial aid program funds.

If the student has received federal student financial aid funds, the student is entitled to a refund of moneys not paid from federal student financial aid program funds.

For distance education students scheduled days is based on a five-day week, which does not include Sunday, or any defined holiday.

Those students who obtain a loan to pay for an educational program, the student will have the responsibility to repay the full amount of the loan plus interest, less the amount of any refund.

If the student is eligible for a loan guaranteed by the federal or state government and the student defaults on the loan, both of the following may occur:

- (1) The federal or state government or a loan guarantee agency may take action against the student, including applying any income tax refund to which the person is entitled to reduce the balance owed on the loan.
- (2) The student may not be eligible for any other federal student financial aid at another institution or other government assistance until the loan is repaid.



Bethesda University
730 N. Euclid St. Anaheim, CA
92801 714-683-1212 www.buc.edu

SCHOOL PERFORMANCE FACT SHEET
CALENDAR YEARS 2022 & 2023

**Bachelor of Arts in Early Childhood
Education – 4 years**

On-Time Completion Rates (Graduation Rates)

Includes data for the two calendar years prior to reporting.

| Calendar Year | Number of Students Who Began the Program | Students Available for Graduation | Number of On-Time Graduates | On-Time Completion Rate |
|----------------------|---|--|------------------------------------|--------------------------------|
| 2022 | 10 | 10 | 3 | 30% |
| 2023 | 6 | 6 | 2 | 33% |

Student's Initials: _____ **Date:** _____

Initial only after you have had sufficient time to read and understand the information.



Bethesda University
730 N. Euclid St. Anaheim, CA
92801 714-683-1212 www.buc.edu

Job Placement Rates (includes data for the two calendar years prior to reporting)

| Calendar Year | Number of Students Who Began Program | Number of Graduates | Graduates Available for Employment | Graduates Employed in the Field | Placement Rate % Employed in the Field |
|---------------|--------------------------------------|---------------------|------------------------------------|---------------------------------|--|
| 2022 | 10 | 3 | 2 | 1 | 50% |
| 2023 | 6 | 2 | 2 | 1 | 50% |

You may obtain from the institution a list of the employment positions determined to be in the field for which a student received education and training.

Gainfully Employed Categories (includes data for the two calendar years prior to reporting)

Part-Time vs. Full-Time Employment

| Calendar Year | Graduate Employed in the Field 20-29 Hours Per Week | Graduates Employed in the Field at Least 30 Hours Per Week | Total Graduates Employed in the Field |
|---------------|---|--|---------------------------------------|
| 2022 | 0 | 1 | 0 |
| 2023 | 0 | 1 | 1 |

Single Position vs. Concurrent Aggregated Position

| Calendar Year | Graduates Employed in the Field in a Single Position | Graduates Employed in the Field in Concurrent Aggregated Positions | Total Graduates Employed in the Field |
|---------------|--|--|---------------------------------------|
| 2022 | 1 | 0 | 1 |
| 2023 | 1 | 0 | 1 |



Bethesda University
730 N. Euclid St. Anaheim, CA
92801 714-683-1212 www.buc.edu

Self-Employed / Freelance Positions

| Calendar Year | Graduates Employed who are Self-Employed or Working Freelance | Total Graduates Employed in the Field |
|---------------|---|---------------------------------------|
| 2022 | 0 | 0 |
| 2023 | 0 | 0 |

Institutional Employment

| Calendar Year | Graduates Employed in the Field who are Employed by the Institution, an Employer Owned by the Institution, or an Employer who Shares Ownership with the Institution. | Total Graduates Employed in the Field |
|---------------|--|---------------------------------------|
| 2022 | 0 | 0 |
| 2023 | 0 | 0 |

Student's Initials: _____ **Date:** _____

Initial only after you have had sufficient time to read and understand the information.

IF the majority of graduates from this program obtain jobs in self-employment or freelance work add:

This program may result in freelance or self-employment.

The work available to graduates of this program is usually for freelance or self-employment.

This type of work may not be consistent.

The period of employment can range from one day to weeks to several months.

Hours worked in a day or week may be more or less than the traditional 8 hour work day or 40 hour work week.

You can expect to spend unpaid time expanding your networks, advertising, promoting your services, or honing your skills.

Once graduates begin to work freelance or are self-employed, they will be asked to provide documentation that they are employed as such so that they may be counted as placed for our job placement records.

Students initialing this disclosure understand that either a majority or all of this school's graduates are employed in this manner and understand what comprises this work style.

Student's Initials: _____ **Date:** _____

Only initial after you have had sufficient time to read and understand the information.



License Examination Passage Rates (includes data for the two calendar years prior to reporting)

This Program doesn't lead to state licensure.

| Calendar Year | Number of Graduates in Calendar Year | Number of Graduates Taking Exam | Number Who Passed First Available Exam | Number Who Failed First Available Exam | Passage Rate |
|---------------|--------------------------------------|---------------------------------|--|--|--------------|
| 2022 | 0 | 0 | 0 | 0 | 0 |
| 2023 | 0 | 0 | 0 | 0 | 0 |

Licensure examination passage data is not available from the state agency administering the examination. We are unable to collect data from graduates.

Student's Initials: _____ Date: _____

Initial only after you have had sufficient time to read and understand the information.....

Salary and Wage Information (includes data for the two calendar years prior to reporting)

Annual salary and wages reported for graduates employed in the field.

| Calendar Year | Graduates Available for Employment | Graduates Employed in Field | \$20,001 | \$35,001 | \$40,001 | \$45,001 | No Salary Information Reported |
|---------------|------------------------------------|-----------------------------|----------|----------|----------|----------|--------------------------------|
| | | | \$25,000 | \$40,000 | \$45,000 | \$50,000 | |
| 2022 | 2 | 1 | 0 | 0 | 0 | 1 | 0 |
| 2023 | 2 | 1 | 0 | 0 | 1 | 0 | 0 |

A list of sources used to substantiate salary disclosures is available from the school.

Student's Initials: _____ Date: _____

Initial only after you have had sufficient time to read and understand the information.



Bethesda University
730 N. Euclid St. Anaheim, CA
92801 714-683-1212 www.buc.edu

Cost of Educational Program

Total charges for the program for students completing on time in 2022: **\$34,190**

Total charges may be higher for students that do not complete on time.

Total charges for the program for students completing on time in 2023: **\$34,190**

Total charges may be higher for students that do not complete on time.

Student's Initials: _____ **Date:** _____

Initial only after you have had sufficient time to read and understand the information.



Bethesda University
 730 N. Euclid St. Anaheim, CA
 92801 714-683-1212 www.buc.edu

Federal Student Loan Debt

| Calendar Year(s) | Most recent three year cohort default rate, as reported by the United State Department of Education ¹ | The percentage of enrolled students in 2022/23 receiving federal student loans to pay for this program. | The percentage of graduates in 2022/23 who took out federal student loans to pay for this program. | The average amount of federal student loan debt of 2022/23 graduates who took out federal student loans at this institution. |
|-------------------------|---|--|---|---|
| 2022 | 0% | 17.39% | 25% | \$7420.13 |
| 2023 | 0% | 21.8% | 50% | \$8454.17 |

¹The percentage of students who defaulted on their federal student loans is called the Cohort Default Rate (CDR). It shows the percentage of this school's students who were more than 270 days (9 months) behind on their federal student loans within three years of when the first payment was due. This is the most recent CDR reported by the U.S. Department of Education.

Student's Initials: _____ **Date:** _____

Initial only after you have had sufficient time to read and understand the information.

This fact sheet is filed with the Bureau for Private Postsecondary Education. Regardless of any information you may have relating to completion rates, placement rates, starting salaries, or license exam passage rates, this fact sheet contains the information as calculated pursuant to state law.

Any questions a student may have regarding this fact sheet that have not been satisfactorily answered by the institution may be directed to the Bureau for Private Postsecondary Education at 1747 North Market Blvd, ste.225, Sacramento, CA 95834, www.bppe.ca.gov, toll-free telephone number (888) 370-7589 or by fax (916) 263-1897.

 Student Name - Print

 Student Signature

 Date

 School Official

 Date



Bethesda University
730 N. Euclid St. Anaheim, CA
92801 714-683-1212 www.buc.edu

Definitions

- “Number of Students Who Began the Program” means the number of students who began a program who were scheduled to complete the program within 100% of the published program length within the reporting calendar year and excludes all students who cancelled during the cancellation period.
- “Students Available for Graduation” is the number of students who began the program minus the number of students who have died, been incarcerated, or been called to active military duty.
- “Number of On-time Graduates” is the number of students who completed the program within 100% of the published program length within the reporting calendar year.
- “On-time Completion Rate” is the number of on-time graduates divided by the number of students available for graduation.
- “150% Graduates” is the number of students who completed the program within 150% of the program length (includes on-time graduates).
- “150% Completion Rate” is the number of students who completed the program in the reported calendar year within 150% of the published program length, including on-time graduates, divided by the number of students available for graduation.
- “Graduates Available for Employment” means the number of graduates minus the number of graduates unavailable for employment.
- “Graduates Unavailable for Employment” means the graduates who, after graduation, die, become incarcerated, are called to active military duty, are international students that leave the United States or do not have a visa allowing employment in the United States, or are continuing their education in an accredited or bureau-approved postsecondary institution.
- “Graduates Employed in the Field” means graduates who beginning within six months after a student completes the applicable educational program are gainfully employed, whose employment has been reported, and for whom the institution has documented verification of employment. For occupations for which the state requires passing an examination, the six months period begins after the announcement of the examination results for the first examination available after a student completes an applicable educational program.
- “Placement Rate Employed in the Field” is calculated by dividing the number of graduates gainfully employed in the field by the number of graduates available for employment.
- “Number of Graduates Taking Exam” is the number of graduates who took the first available exam in the reported calendar year.



Bethesda University
730 N. Euclid St. Anaheim, CA
92801 714-683-1212 www.buc.edu

- “First Available Exam Date” is the date for the first available exam after a student completed a program.
- “Passage Rate” is calculated by dividing the number of graduates who passed the exam by the number of graduates who took the reported licensing exam.
- “Number Who Passed First Available Exam” is the number of graduates who took and passed the first available licensing exam after completing the program.
- “Salary” is as reported by graduate or graduate’s employer.
- “No Salary Information Reported” is the number of graduates for whom, after making reasonable attempts, the school was not able to obtain salary information.



Bethesda University
730 N. Euclid St. Anaheim, CA
92801 714-683-1212
www.buc.edu

STUDENT'S RIGHT TO CANCEL

1. STUDENT'S RIGHT TO CANCEL (REFUND POLICY)

For the purpose of determining a refund, a student shall be deemed to have withdrawn from a program of instruction when any of the following occurs:

The student notifies Bethesda University of the student's withdrawal or as of the date of the student's withdrawal, whichever is later;

Bethesda University terminates the student's enrollment for failure to maintain satisfactory progress; failure to abide by the rules and regulations of the institution; absences in excess of maximum set forth by the institution; and/or failure to meet financial obligations to Bethesda University.

The student has failed to attend class for three (3) consecutive weeks; and

The student fails to return from a leave of absence.

For the purpose of determining the amount of the refund, the date of the student's withdrawal shall be deemed the last date of recorded attendance. The amount owed equals the daily charge for the program (total institutional charge, minus nonrefundable fees, divided by the number of days in the program), multiplied by the number of days scheduled to attend, prior to withdrawal. For the purpose of determining when the refund must be paid, the student shall be deemed to have withdrawn at the end of three (3) consecutive weeks. If the student has completed more than 60% of the period of attendance for which the student was charged, the tuition is considered earned and the student will receive no refund.

If any portion of the tuition was paid from the proceeds of a loan or third party, the refund shall be sent to the lender, third party or, if appropriate, to the state or federal agency that guaranteed or reinsured the loan. Any amount of the refund in excess of the unpaid balance of the loan shall be first used to repay any student financial aid programs from which the student received benefits, in proportion to the amount of the benefits received, and any remaining amount shall be paid to the student. If the student has received federal student financial aid funds, the student is entitled to a refund of moneys not paid from federal student financial aid program funds.

If the student has received federal student financial aid funds, the student is entitled to a refund of moneys not paid from federal student financial aid program funds.

For distance education students scheduled days is based on a five-day week, which does not include Sunday, or any defined holiday.

Those students who obtain a loan to pay for an educational program, the student will have the responsibility to repay the full amount of the loan plus interest, less the amount of any refund.

If the student is eligible for a loan guaranteed by the federal or state government and the student defaults on the loan, both of the following may occur:

- (1) The federal or state government or a loan guarantee agency may take action against the student, including applying any income tax refund to which the person is entitled to reduce the balance owed on the loan.
- (2) The student may not be eligible for any other federal student financial aid at another institution or other government assistance until the loan is repaid.



Bethesda University
730 N. Euclid St. Anaheim, CA
92801 714-683-1212 www.buc.edu

SCHOOL PERFORMANCE FACT SHEET
CALENDAR YEARS 2022 & 2023

**Bachelor of Arts in Information
Technology – 4 years**

On-Time Completion Rates (Graduation Rates)

Includes data for the two calendar years prior to reporting.

| Calendar Year | Number of Students Who Began the Program | Students Available for Graduation | Number of On-Time Graduates | On-Time Completion Rate |
|----------------------|---|--|------------------------------------|--------------------------------|
| 2022 | 4 | 4 | 0 | 0% |
| 2023 | 5 | 5 | 0 | 0% |

Student's Initials: _____ **Date:** _____

Initial only after you have had sufficient time to read and understand the information.



Bethesda University
 730 N. Euclid St. Anaheim, CA
 92801 714-683-1212 www.buc.edu

Job Placement Rates (includes data for the two calendar years prior to reporting)

| Calendar Year | Number of Students Who Began Program | Number of Graduates | Graduates Available for Employment | Graduates Employed in the Field | Placement Rate % Employed in the Field |
|---------------|--------------------------------------|---------------------|------------------------------------|---------------------------------|--|
| 2022 | 4 | 0 | 0 | 0 | 0% |
| 2023 | 5 | 0 | 0 | 0 | 0% |

You may obtain from the institution a list of the employment positions determined to be in the field for which a student received education and training.

Gainfully Employed Categories (includes data for the two calendar years prior to reporting)

Part-Time vs. Full-Time Employment

| Calendar Year | Graduate Employed in the Field 20-29 Hours Per Week | Graduates Employed in the Field at Least 30 Hours Per Week | Total Graduates Employed in the Field |
|---------------|---|--|---------------------------------------|
| 2022 | 0 | 0 | 0 |
| 2023 | 0 | 0 | 0 |

Single Position vs. Concurrent Aggregated Position

| Calendar Year | Graduates Employed in the Field in a Single Position | Graduates Employed in the Field in Concurrent Aggregated Positions | Total Graduates Employed in the Field |
|---------------|--|--|---------------------------------------|
| 2022 | 0 | 0 | 0 |
| 2023 | 0 | 0 | 0 |



Bethesda University
730 N. Euclid St. Anaheim, CA
92801 714-683-1212 www.buc.edu

Self-Employed / Freelance Positions

| Calendar Year | Graduates Employed who are Self-Employed or Working Freelance | Total Graduates Employed in the Field |
|---------------|---|---------------------------------------|
| 2022 | 0 | 0 |
| 2023 | 0 | 0 |

Institutional Employment

| Calendar Year | Graduates Employed in the Field who are Employed by the Institution, an Employer Owned by the Institution, or an Employer who Shares Ownership with the Institution. | Total Graduates Employed in the Field |
|---------------|--|---------------------------------------|
| 2022 | 0 | 0 |
| 2023 | 0 | 0 |

Student's Initials: _____ **Date:** _____

Initial only after you have had sufficient time to read and understand the information.

IF the majority of graduates from this program obtain jobs in self-employment or freelance work add:

This program may result in freelance or self-employment.

The work available to graduates of this program is usually for freelance or self-employment.

This type of work may not be consistent.

The period of employment can range from one day to weeks to several months.

Hours worked in a day or week may be more or less than the traditional 8 hour work day or 40 hour work week.

You can expect to spend unpaid time expanding your networks, advertising, promoting your services, or honing your skills.

Once graduates begin to work freelance or are self-employed, they will be asked to provide documentation that they are employed as such so that they may be counted as placed for our job placement records.

Students initialing this disclosure understand that either a majority or all of this school's graduates are employed in this manner and understand what comprises this work style.

Student's Initials: _____ **Date:** _____

Only initial after you have had sufficient time to read and understand the information.



License Examination Passage Rates (includes data for the two calendar years prior to reporting)

This Program doesn't lead to state licensure.

| Calendar Year | Number of Graduates in Calendar Year | Number of Graduates Taking Exam | Number Who Passed First Available Exam | Number Who Failed First Available Exam | Passage Rate |
|---------------|--------------------------------------|---------------------------------|--|--|--------------|
| 2022 | 0 | 0 | 0 | 0 | 0 |
| 2023 | 0 | 0 | 0 | 0 | 0 |

Licensure examination passage data is not available from the state agency administering the examination. We are unable to collect data from graduates.

Student's Initials: _____ Date: _____

Initial only after you have had sufficient time to read and understand the information.

Salary and Wage Information (includes data for the two calendar years prior to reporting)

Annual salary and wages reported for graduates employed in the field.

| Calendar Year | Graduates Available for Employment | Graduates Employed in Field | \$20,001 | \$35,001 | \$40,001 | \$45,001 | No Salary Information Reported |
|---------------|------------------------------------|-----------------------------|---------------|---------------|---------------|---------------|--------------------------------|
| | | | - \$25,000 | - \$40,000 | - \$45,000 | - \$50,000 | |
| 2022 | 0 | 0 | 0 | 0 | 0 | 0 | 0 |
| 2023 | 0 | 0 | 0 | 0 | 0 | 0 | 0 |

A list of sources used to substantiate salary disclosures is available from the school.

Student's Initials: _____ Date: _____

Initial only after you have had sufficient time to read and understand the information.



Bethesda University
730 N. Euclid St. Anaheim, CA
92801 714-683-1212 www.buc.edu

Cost of Educational Program

Total charges for the program for students completing on time in 2022: **\$34,190**

Total charges may be higher for students that do not complete on time.

Total charges for the program for students completing on time in 2023: **\$34,190**

Total charges may be higher for students that do not complete on time.

Student's Initials: _____ **Date:** _____

Initial only after you have had sufficient time to read and understand the information.



Bethesda University
 730 N. Euclid St. Anaheim, CA
 92801 714-683-1212 www.buc.edu

Federal Student Loan Debt

| Calendar Year(s) | Most recent three year cohort default rate, as reported by the United State Department of Education ¹ | The percentage of enrolled students in 2022/23 receiving federal student loans to pay for this program. | The percentage of graduates in 2022/23 who took out federal student loans to pay for this program. | The average amount of federal student loan debt of 2022/23 graduates who took out federal student loans at this institution. |
|------------------|--|---|--|--|
| 2022 | 0% | 10.53 % | 0% | \$7420.13 |
| 2023 | 0% | 2.5% | 0% | \$8454.17 |

¹The percentage of students who defaulted on their federal student loans is called the Cohort Default Rate (CDR). It shows the percentage of this school's students who were more than 270 days (9 months) behind on their federal student loans within three years of when the first payment was due. This is the most recent CDR reported by the U.S. Department of Education.

Student's Initials: _____ **Date:** _____

Initial only after you have had sufficient time to read and understand the information.

This fact sheet is filed with the Bureau for Private Postsecondary Education. Regardless of any information you may have relating to completion rates, placement rates, starting salaries, or license exam passage rates, this fact sheet contains the information as calculated pursuant to state law.

Any questions a student may have regarding this fact sheet that have not been satisfactorily answered by the institution may be directed to the Bureau for Private Postsecondary Education at 1747 North Market Blvd, ste.225, Sacramento, CA 95834, www.bppe.ca.gov, toll-free telephone number (888) 370-7589 or by fax (916) 263-1897.

 Student Name - Print

 Student Signature

 Date

 School Official

 Date



Bethesda University
730 N. Euclid St. Anaheim, CA
92801 714-683-1212 www.buc.edu

Definitions

- “Number of Students Who Began the Program” means the number of students who began a program who were scheduled to complete the program within 100% of the published program length within the reporting calendar year and excludes all students who cancelled during the cancellation period.
- “Students Available for Graduation” is the number of students who began the program minus the number of students who have died, been incarcerated, or been called to active military duty.
- “Number of On-time Graduates” is the number of students who completed the program within 100% of the published program length within the reporting calendar year.
- “On-time Completion Rate” is the number of on-time graduates divided by the number of students available for graduation.
- “150% Graduates” is the number of students who completed the program within 150% of the program length (includes on-time graduates).
- “150% Completion Rate” is the number of students who completed the program in the reported calendar year within 150% of the published program length, including on-time graduates, divided by the number of students available for graduation.
- “Graduates Available for Employment” means the number of graduates minus the number of graduates unavailable for employment.
- “Graduates Unavailable for Employment” means the graduates who, after graduation, die, become incarcerated, are called to active military duty, are international students that leave the United States or do not have a visa allowing employment in the United States, or are continuing their education in an accredited or bureau-approved postsecondary institution.
- “Graduates Employed in the Field” means graduates who beginning within six months after a student completes the applicable educational program are gainfully employed, whose employment has been reported, and for whom the institution has documented verification of employment. For occupations for which the state requires passing an examination, the six months period begins after the announcement of the examination results for the first examination available after a student completes an applicable educational program.
- “Placement Rate Employed in the Field” is calculated by dividing the number of graduates gainfully employed in the field by the number of graduates available for employment.
- “Number of Graduates Taking Exam” is the number of graduates who took the first available exam in the reported calendar year.



Bethesda University
730 N. Euclid St. Anaheim, CA
92801 714-683-1212 www.buc.edu

- “First Available Exam Date” is the date for the first available exam after a student completed a program.
- “Passage Rate” is calculated by dividing the number of graduates who passed the exam by the number of graduates who took the reported licensing exam.
- “Number Who Passed First Available Exam” is the number of graduates who took and passed the first available licensing exam after completing the program.
- “Salary” is as reported by graduate or graduate’s employer.
- “No Salary Information Reported” is the number of graduates for whom, after making reasonable attempts, the school was not able to obtain salary information.



Bethesda University
730 N. Euclid St. Anaheim, CA
92801 714-683-1212
www.buc.edu

STUDENT'S RIGHT TO CANCEL

1. STUDENT'S RIGHT TO CANCEL (REFUND POLICY)

For the purpose of determining a refund, a student shall be deemed to have withdrawn from a program of instruction when any of the following occurs:

The student notifies Bethesda University of the student's withdrawal or as of the date of the student's withdrawal, whichever is later;

Bethesda University terminates the student's enrollment for failure to maintain satisfactory progress; failure to abide by the rules and regulations of the institution; absences in excess of maximum set forth by the institution; and/or failure to meet financial obligations to Bethesda University.

The student has failed to attend class for three (3) consecutive weeks; and

The student fails to return from a leave of absence.

For the purpose of determining the amount of the refund, the date of the student's withdrawal shall be deemed the last date of recorded attendance. The amount owed equals the daily charge for the program (total institutional charge, minus nonrefundable fees, divided by the number of days in the program), multiplied by the number of days scheduled to attend, prior to withdrawal. For the purpose of determining when the refund must be paid, the student shall be deemed to have withdrawn at the end of three (3) consecutive weeks. If the student has completed more than 60% of the period of attendance for which the student was charged, the tuition is considered earned and the student will receive no refund.

If any portion of the tuition was paid from the proceeds of a loan or third party, the refund shall be sent to the lender, third party or, if appropriate, to the state or federal agency that guaranteed or reinsured the loan. Any amount of the refund in excess of the unpaid balance of the loan shall be first used to repay any student financial aid programs from which the student received benefits, in proportion to the amount of the benefits received, and any remaining amount shall be paid to the student. If the student has received federal student financial aid funds, the student is entitled to a refund of moneys not paid from federal student financial aid program funds.

If the student has received federal student financial aid funds, the student is entitled to a refund of moneys not paid from federal student financial aid program funds.

For distance education students scheduled days is based on a five-day week, which does not include Sunday, or any defined holiday.

Those students who obtain a loan to pay for an educational program, the student will have the responsibility to repay the full amount of the loan plus interest, less the amount of any refund.

If the student is eligible for a loan guaranteed by the federal or state government and the student defaults on the loan, both of the following may occur:

- (1) The federal or state government or a loan guarantee agency may take action against the student, including applying any income tax refund to which the person is entitled to reduce the balance owed on the loan.
- (2) The student may not be eligible for any other federal student financial aid at another institution or other government assistance until the loan is repaid.



Bethesda University
730 N. Euclid St. Anaheim, CA
92801 714-683-1212 www.buc.edu

SCHOOL PERFORMANCE FACT SHEET
CALENDAR YEARS 2022 & 2023

Bachelor of Arts in Music – 4 years

On-Time Completion Rates (Graduation Rates)

Includes data for the two calendar years prior to reporting.

| Calendar Year | Number of Students Who Began the Program | Students Available for Graduation | Number of On-Time Graduates | On-Time Completion Rate |
|----------------------|---|--|------------------------------------|--------------------------------|
| 2022 | 4 | 4 | 0 | 0% |
| 2023 | 1 | 1 | 0 | 0 |

Student's Initials: _____ **Date:** _____

Initial only after you have had sufficient time to read and understand the information.



Bethesda University
 730 N. Euclid St. Anaheim, CA
 92801 714-683-1212 www.buc.edu

Job Placement Rates (includes data for the two calendar years prior to reporting)

| Calendar Year | Number of Students Who Began Program | Number of Graduates | Graduates Available for Employment | Graduates Employed in the Field | Placement Rate % Employed in the Field |
|---------------|--------------------------------------|---------------------|------------------------------------|---------------------------------|--|
| 2022 | 0 | 0 | 0 | 0 | 0 |
| 2023 | 1 | 0 | 0 | 0 | 0 |

You may obtain from the institution a list of the employment positions determined to be in the field for which a student received education and training.

Gainfully Employed Categories (includes data for the two calendar years prior to reporting)

Part-Time vs. Full-Time Employment

| Calendar Year | Graduate Employed in the Field 20-29 Hours Per Week | Graduates Employed in the Field at Least 30 Hours Per Week | Total Graduates Employed in the Field |
|---------------|---|--|---------------------------------------|
| 2022 | 0 | 0 | 0 |
| 2023 | 0 | 0 | 0 |

Single Position vs. Concurrent Aggregated Position

| Calendar Year | Graduates Employed in the Field in a Single Position | Graduates Employed in the Field in Concurrent Aggregated Positions | Total Graduates Employed in the Field |
|---------------|--|--|---------------------------------------|
| 2022 | 0 | 0 | 0 |
| 2023 | 0 | 0 | 0 |



Bethesda University
730 N. Euclid St. Anaheim, CA
92801 714-683-1212 www.buc.edu

Self-Employed / Freelance Positions

| Calendar Year | Graduates Employed who are Self-Employed or Working Freelance | Total Graduates Employed in the Field |
|---------------|---|---------------------------------------|
| 2022 | 0 | 0 |
| 2023 | 0 | 0 |

Institutional Employment

| Calendar Year | Graduates Employed in the Field who are Employed by the Institution, an Employer Owned by the Institution, or an Employer who Shares Ownership with the Institution. | Total Graduates Employed in the Field |
|---------------|--|---------------------------------------|
| 2022 | 0 | 0 |
| 2023 | 0 | 0 |

Student's Initials: _____ **Date:** _____

Initial only after you have had sufficient time to read and understand the information.

IF the majority of graduates from this program obtain jobs in self-employment or freelance work add:

This program may result in freelance or self-employment.

The work available to graduates of this program is usually for freelance or self-employment.

This type of work may not be consistent.

The period of employment can range from one day to weeks to several months.

Hours worked in a day or week may be more or less than the traditional 8 hour work day or 40 hour work week.

You can expect to spend unpaid time expanding your networks, advertising, promoting your services, or honing your skills.

Once graduates begin to work freelance or are self-employed, they will be asked to provide documentation that they are employed as such so that they may be counted as placed for our job placement records.

Students initialing this disclosure understand that either a majority or all of this school's graduates are employed in this manner and understand what comprises this work style.

Student's Initials: _____ **Date:** _____

Only initial after you have had sufficient time to read and understand the information.



License Examination Passage Rates (includes data for the two calendar years prior to reporting)

This Program doesn't lead to state licensure.

| Calendar Year | Number of Graduates in Calendar Year | Number of Graduates Taking Exam | Number Who Passed First Available Exam | Number Who Failed First Available Exam | Passage Rate |
|---------------|--------------------------------------|---------------------------------|--|--|--------------|
| 2022 | 0 | 0 | 0 | 0 | 0 |
| 2023 | 0 | 0 | 0 | 0 | 0 |

Licensure examination passage data is not available from the state agency administering the examination. We are unable to collect data from graduates.

Student's Initials: _____ Date: _____

Initial only after you have had sufficient time to read and understand the information.

Salary and Wage Information (includes data for the two calendar years prior to reporting)

Annual salary and wages reported for graduates employed in the field.

| Calendar Year | Graduates Available for Employment | Graduates Employed in Field | \$20,001 | \$35,001 | \$40,001 | \$45,001 | No Salary Information Reported |
|---------------|------------------------------------|-----------------------------|---------------|---------------|---------------|---------------|--------------------------------|
| | | | - \$25,000 | - \$40,000 | - \$45,000 | - \$50,000 | |
| 2022 | 3 | 0 | 0 | 0 | 0 | 0 | 0 |
| 2023 | 0 | 0 | 0 | 0 | 0 | 0 | 0 |

A list of sources used to substantiate salary disclosures is available from the school.

Student's Initials: _____ Date: _____

Initial only after you have had sufficient time to read and understand the information.



Bethesda University
730 N. Euclid St. Anaheim, CA
92801 714-683-1212 www.buc.edu

Cost of Educational Program

Total charges for the program for students completing on time in 2022: **\$36,575**

Total charges may be higher for students that do not complete on time.

Total charges for the program for students completing on time in 2023: **\$36,575**

Total charges may be higher for students that do not complete on time.

Student's Initials: _____ **Date:** _____

Initial only after you have had sufficient time to read and understand the information.



Bethesda University
 730 N. Euclid St. Anaheim, CA
 92801 714-683-1212 www.buc.edu

Federal Student Loan Debt

| Calendar Year(s) | Most recent three year cohort default rate, as reported by the United State Department of Education ¹ | The percentage of enrolled students in 2022/23 receiving federal student loans to pay for this program. | The percentage of graduates in 2022/23 who took out federal student loans to pay for this program. | The average amount of federal student loan debt of 2022/23 graduates who took out federal student loans at this institution. |
|-------------------------|---|--|---|---|
| 2022 | 0% | 0 % | 0% | \$7420.13 |
| 2023 | 0% | 23% | 0% | \$8454.17 |

¹The percentage of students who defaulted on their federal student loans is called the Cohort Default Rate (CDR). It shows the percentage of this school's students who were more than 270 days (9 months) behind on their federal student loans within three years of when the first payment was due. This is the most recent CDR reported by the U.S. Department of Education.

Student's Initials: _____ Date: _____

Initial only after you have had sufficient time to read and understand the information.

This fact sheet is filed with the Bureau for Private Postsecondary Education. Regardless of any information you may have relating to completion rates, placement rates, starting salaries, or license exam passage rates, this fact sheet contains the information as calculated pursuant to state law.

Any questions a student may have regarding this fact sheet that have not been satisfactorily answered by the institution may be directed to the Bureau for Private Postsecondary Education at 1747 North Market Blvd, ste.225, Sacramento, CA 95834, www.bppe.ca.gov, toll-free telephone number (888) 370-7589 or by fax (916) 263-1897.

 Student Name - Print

 Student Signature

 Date

 School Official

 Date



Bethesda University
730 N. Euclid St. Anaheim, CA
92801 714-683-1212 www.buc.edu

Definitions

- “Number of Students Who Began the Program” means the number of students who began a program who were scheduled to complete the program within 100% of the published program length within the reporting calendar year and excludes all students who cancelled during the cancellation period.
- “Students Available for Graduation” is the number of students who began the program minus the number of students who have died, been incarcerated, or been called to active military duty.
- “Number of On-time Graduates” is the number of students who completed the program within 100% of the published program length within the reporting calendar year.
- “On-time Completion Rate” is the number of on-time graduates divided by the number of students available for graduation.
- “150% Graduates” is the number of students who completed the program within 150% of the program length (includes on-time graduates).
- “150% Completion Rate” is the number of students who completed the program in the reported calendar year within 150% of the published program length, including on-time graduates, divided by the number of students available for graduation.
- “Graduates Available for Employment” means the number of graduates minus the number of graduates unavailable for employment.
- “Graduates Unavailable for Employment” means the graduates who, after graduation, die, become incarcerated, are called to active military duty, are international students that leave the United States or do not have a visa allowing employment in the United States, or are continuing their education in an accredited or bureau-approved postsecondary institution.
- “Graduates Employed in the Field” means graduates who beginning within six months after a student completes the applicable educational program are gainfully employed, whose employment has been reported, and for whom the institution has documented verification of employment. For occupations for which the state requires passing an examination, the six months period begins after the announcement of the examination results for the first examination available after a student completes an applicable educational program.
- “Placement Rate Employed in the Field” is calculated by dividing the number of graduates gainfully employed in the field by the number of graduates available for employment.
- “Number of Graduates Taking Exam” is the number of graduates who took the first available exam in the reported calendar year.



Bethesda University
730 N. Euclid St. Anaheim, CA
92801 714-683-1212 www.buc.edu

- “First Available Exam Date” is the date for the first available exam after a student completed a program.
- “Passage Rate” is calculated by dividing the number of graduates who passed the exam by the number of graduates who took the reported licensing exam.
- “Number Who Passed First Available Exam” is the number of graduates who took and passed the first available licensing exam after completing the program.
- “Salary” is as reported by graduate or graduate’s employer.
- “No Salary Information Reported” is the number of graduates for whom, after making reasonable attempts, the school was not able to obtain salary information.



Bethesda University
730 N. Euclid St. Anaheim, CA
92801 714-683-1212
www.buc.edu

STUDENT'S RIGHT TO CANCEL

1. STUDENT'S RIGHT TO CANCEL (REFUND POLICY)

For the purpose of determining a refund, a student shall be deemed to have withdrawn from a program of instruction when any of the following occurs:

The student notifies Bethesda University of the student's withdrawal or as of the date of the student's withdrawal, whichever is later;

Bethesda University terminates the student's enrollment for failure to maintain satisfactory progress; failure to abide by the rules and regulations of the institution; absences in excess of maximum set forth by the institution; and/or failure to meet financial obligations to Bethesda University.

The student has failed to attend class for three (3) consecutive weeks; and

The student fails to return from a leave of absence.

For the purpose of determining the amount of the refund, the date of the student's withdrawal shall be deemed the last date of recorded attendance. The amount owed equals the daily charge for the program (total institutional charge, minus nonrefundable fees, divided by the number of days in the program), multiplied by the number of days scheduled to attend, prior to withdrawal. For the purpose of determining when the refund must be paid, the student shall be deemed to have withdrawn at the end of three (3) consecutive weeks. If the student has completed more than 60% of the period of attendance for which the student was charged, the tuition is considered earned and the student will receive no refund.

If any portion of the tuition was paid from the proceeds of a loan or third party, the refund shall be sent to the lender, third party or, if appropriate, to the state or federal agency that guaranteed or reinsured the loan. Any amount of the refund in excess of the unpaid balance of the loan shall be first used to repay any student financial aid programs from which the student received benefits, in proportion to the amount of the benefits received, and any remaining amount shall be paid to the student. If the student has received federal student financial aid funds, the student is entitled to a refund of moneys not paid from federal student financial aid program funds.

If the student has received federal student financial aid funds, the student is entitled to a refund of moneys not paid from federal student financial aid program funds.

For distance education students scheduled days is based on a five-day week, which does not include Sunday, or any defined holiday.

Those students who obtain a loan to pay for an educational program, the student will have the responsibility to repay the full amount of the loan plus interest, less the amount of any refund.

If the student is eligible for a loan guaranteed by the federal or state government and the student defaults on the loan, both of the following may occur:

- (1) The federal or state government or a loan guarantee agency may take action against the student, including applying any income tax refund to which the person is entitled to reduce the balance owed on the loan.
- (2) The student may not be eligible for any other federal student financial aid at another institution or other government assistance until the loan is repaid.



Bethesda University
730 N. Euclid St. Anaheim, CA
92801 714-683-1212 www.buc.edu

SCHOOL PERFORMANCE FACT SHEET
CALENDAR YEARS 2022 & 2023

**Bachelor of Arts in Religion (Biblical
Studies, Missions, Pastoral Studies,
Christian Education) – 4 years**

On-Time Completion Rates (Graduation Rates)

Includes data for the two calendar years prior to reporting.

| Calendar Year | Number of Students Who Began the Program | Students Available for Graduation | Number of On-Time Graduates | On-Time Completion Rate |
|----------------------|---|--|------------------------------------|--------------------------------|
| 2022 | 20 | 20 | 2 | 10% |
| 2023 | 6 | 6 | 1 | 16.7% |

Student's Initials: _____ **Date:** _____

Initial only after you have had sufficient time to read and understand the information.



Bethesda University
 730 N. Euclid St. Anaheim, CA
 92801 714-683-1212 www.buc.edu

Job Placement Rates (includes data for the two calendar years prior to reporting)

| Calendar Year | Number of Students Who Began Program | Number of Graduates | Graduates Available for Employment | Graduates Employed in the Field | Placement Rate % Employed in the Field |
|---------------|--------------------------------------|---------------------|------------------------------------|---------------------------------|--|
| 2022 | 20 | 2 | 1 | 0 | 0% |
| 2023 | 6 | 1 | 0 | 0 | 0% |

You may obtain from the institution a list of the employment positions determined to be in the field for which a student received education and training.

Gainfully Employed Categories (includes data for the two calendar years prior to reporting)

Part-Time vs. Full-Time Employment

| Calendar Year | Graduate Employed in the Field 20-29 Hours Per Week | Graduates Employed in the Field at Least 30 Hours Per Week | Total Graduates Employed in the Field |
|---------------|---|--|---------------------------------------|
| 2022 | 0 | 0 | 0 |
| 2023 | 0 | 0 | 0 |

Single Position vs. Concurrent Aggregated Position

| Calendar Year | Graduates Employed in the Field in a Single Position | Graduates Employed in the Field in Concurrent Aggregated Positions | Total Graduates Employed in the Field |
|---------------|--|--|---------------------------------------|
| 2022 | 0 | 0 | 0 |
| 2023 | 0 | 0 | 0 |



Bethesda University
730 N. Euclid St. Anaheim, CA
92801 714-683-1212 www.buc.edu

Self-Employed / Freelance Positions

| Calendar Year | Graduates Employed who are Self-Employed or Working Freelance | Total Graduates Employed in the Field |
|---------------|---|---------------------------------------|
| 2022 | 0 | 0 |
| 2023 | 0 | 0 |

Institutional Employment

| Calendar Year | Graduates Employed in the Field who are Employed by the Institution, an Employer Owned by the Institution, or an Employer who Shares Ownership with the Institution. | Total Graduates Employed in the Field |
|---------------|--|---------------------------------------|
| 2022 | 0 | 0 |
| 2023 | 0 | 0 |

Student's Initials: _____ **Date:** _____

Initial only after you have had sufficient time to read and understand the information.

IF the majority of graduates from this program obtain jobs in self-employment or freelance work add:

This program may result in freelance or self-employment.

The work available to graduates of this program is usually for freelance or self-employment.

This type of work may not be consistent.

The period of employment can range from one day to weeks to several months.

Hours worked in a day or week may be more or less than the traditional 8 hour work day or 40 hour work week.

You can expect to spend unpaid time expanding your networks, advertising, promoting your services, or honing your skills.

Once graduates begin to work freelance or are self-employed, they will be asked to provide documentation that they are employed as such so that they may be counted as placed for our job placement records.

Students initialing this disclosure understand that either a majority or all of this school's graduates are employed in this manner and understand what comprises this work style.

Student's Initials: _____ **Date:** _____

Only initial after you have had sufficient time to read and understand the information.



License Examination Passage Rates (includes data for the two calendar years prior to reporting)

This Program doesn't lead to state licensure.

| Calendar Year | Number of Graduates in Calendar Year | Number of Graduates Taking Exam | Number Who Passed First Available Exam | Number Who Failed First Available Exam | Passage Rate |
|---------------|--------------------------------------|---------------------------------|--|--|--------------|
| 2022 | 0 | 0 | 0 | 0 | 0 |
| 2023 | 0 | 0 | 0 | 0 | 0 |

Licensure examination passage data is not available from the state agency administering the examination. We are unable to collect data from graduates.

Student's Initials: _____ Date: _____

Initial only after you have had sufficient time to read and understand the information.

Salary and Wage Information (includes data for the two calendar years prior to reporting)

Annual salary and wages reported for graduates employed in the field.

| Calendar Year | Graduates Available for Employment | Graduates Employed in Field | \$20,001 | \$35,001 | \$40,001 | \$45,001 | No Salary Information Reported |
|---------------|------------------------------------|-----------------------------|---------------|---------------|---------------|---------------|--------------------------------|
| | | | - \$25,000 | - \$40,000 | - \$45,000 | - \$50,000 | |
| 2022 | 0 | 0 | 0 | 0 | 0 | 0 | 0 |
| 2023 | 0 | 0 | 0 | 0 | 0 | 0 | 0 |

A list of sources used to substantiate salary disclosures is available from the school.

Student's Initials: _____ Date: _____

Initial only after you have had sufficient time to read and understand the information.



Bethesda University
730 N. Euclid St. Anaheim, CA
92801 714-683-1212 www.buc.edu

Cost of Educational Program

Total charges for the program for students completing on time in 2022: **\$30,410**

Total charges may be higher for students that do not complete on time.

Total charges for the program for students completing on time in 2023: **\$30,410**

Total charges may be higher for students that do not complete on time.

Student's Initials: _____ **Date:** _____

Initial only after you have had sufficient time to read and understand the information.



Bethesda University
 730 N. Euclid St. Anaheim, CA
 92801 714-683-1212 www.buc.edu

Federal Student Loan Debt

| Calendar Year(s) | Most recent three year cohort default rate, as reported by the United State Department of Education ¹ | The percentage of enrolled students in 2022/23 receiving federal student loans to pay for this program. | The percentage of graduates in 2022/23 who took out federal student loans to pay for this program. | The average amount of federal student loan debt of 2022/23 graduates who took out federal student loans at this institution. |
|-------------------------|---|--|---|---|
| 2022 | 0% | 50 % | 25% | \$7420.13 |
| 2023 | 0% | 15% | 0% | \$8454.17 |

¹The percentage of students who defaulted on their federal student loans is called the Cohort Default Rate (CDR). It shows the percentage of this school's students who were more than 270 days (9 months) behind on their federal student loans within three years of when the first payment was due. This is the most recent CDR reported by the U.S. Department of Education.

Student's Initials: _____ Date: _____

Initial only after you have had sufficient time to read and understand the information.

This fact sheet is filed with the Bureau for Private Postsecondary Education. Regardless of any information you may have relating to completion rates, placement rates, starting salaries, or license exam passage rates, this fact sheet contains the information as calculated pursuant to state law.

Any questions a student may have regarding this fact sheet that have not been satisfactorily answered by the institution may be directed to the Bureau for Private Postsecondary Education at 1747 North Market Blvd, ste.225, Sacramento, CA 95834, www.bppe.ca.gov, toll-free telephone number (888) 370-7589 or by fax (916) 263-1897.

 Student Name - Print

 Student Signature

 Date

 School Official

 Date



Bethesda University
730 N. Euclid St. Anaheim, CA
92801 714-683-1212 www.buc.edu

Definitions

- “Number of Students Who Began the Program” means the number of students who began a program who were scheduled to complete the program within 100% of the published program length within the reporting calendar year and excludes all students who cancelled during the cancellation period.
- “Students Available for Graduation” is the number of students who began the program minus the number of students who have died, been incarcerated, or been called to active military duty.
- “Number of On-time Graduates” is the number of students who completed the program within 100% of the published program length within the reporting calendar year.
- “On-time Completion Rate” is the number of on-time graduates divided by the number of students available for graduation.
- “150% Graduates” is the number of students who completed the program within 150% of the program length (includes on-time graduates).
- “150% Completion Rate” is the number of students who completed the program in the reported calendar year within 150% of the published program length, including on-time graduates, divided by the number of students available for graduation.
- “Graduates Available for Employment” means the number of graduates minus the number of graduates unavailable for employment.
- “Graduates Unavailable for Employment” means the graduates who, after graduation, die, become incarcerated, are called to active military duty, are international students that leave the United States or do not have a visa allowing employment in the United States, or are continuing their education in an accredited or bureau-approved postsecondary institution.
- “Graduates Employed in the Field” means graduates who beginning within six months after a student completes the applicable educational program are gainfully employed, whose employment has been reported, and for whom the institution has documented verification of employment. For occupations for which the state requires passing an examination, the six months period begins after the announcement of the examination results for the first examination available after a student completes an applicable educational program.
- “Placement Rate Employed in the Field” is calculated by dividing the number of graduates gainfully employed in the field by the number of graduates available for employment.
- “Number of Graduates Taking Exam” is the number of graduates who took the first available exam in the reported calendar year.



Bethesda University
730 N. Euclid St. Anaheim, CA
92801 714-683-1212 www.buc.edu

- “First Available Exam Date” is the date for the first available exam after a student completed a program.
- “Passage Rate” is calculated by dividing the number of graduates who passed the exam by the number of graduates who took the reported licensing exam.
- “Number Who Passed First Available Exam” is the number of graduates who took and passed the first available licensing exam after completing the program.
- “Salary” is as reported by graduate or graduate’s employer.
- “No Salary Information Reported” is the number of graduates for whom, after making reasonable attempts, the school was not able to obtain salary information.



Bethesda University
730 N. Euclid St. Anaheim, CA
92801 714-683-1212
www.buc.edu

STUDENT'S RIGHT TO CANCEL

1. STUDENT'S RIGHT TO CANCEL (REFUND POLICY)

For the purpose of determining a refund, a student shall be deemed to have withdrawn from a program of instruction when any of the following occurs:

The student notifies Bethesda University of the student's withdrawal or as of the date of the student's withdrawal, whichever is later;

Bethesda University terminates the student's enrollment for failure to maintain satisfactory progress; failure to abide by the rules and regulations of the institution; absences in excess of maximum set forth by the institution; and/or failure to meet financial obligations to Bethesda University.

The student has failed to attend class for three (3) consecutive weeks; and

The student fails to return from a leave of absence.

For the purpose of determining the amount of the refund, the date of the student's withdrawal shall be deemed the last date of recorded attendance. The amount owed equals the daily charge for the program (total institutional charge, minus nonrefundable fees, divided by the number of days in the program), multiplied by the number of days scheduled to attend, prior to withdrawal. For the purpose of determining when the refund must be paid, the student shall be deemed to have withdrawn at the end of three (3) consecutive weeks. If the student has completed more than 60% of the period of attendance for which the student was charged, the tuition is considered earned and the student will receive no refund.

If any portion of the tuition was paid from the proceeds of a loan or third party, the refund shall be sent to the lender, third party or, if appropriate, to the state or federal agency that guaranteed or reinsured the loan. Any amount of the refund in excess of the unpaid balance of the loan shall be first used to repay any student financial aid programs from which the student received benefits, in proportion to the amount of the benefits received, and any remaining amount shall be paid to the student. If the student has received federal student financial aid funds, the student is entitled to a refund of moneys not paid from federal student financial aid program funds.

If the student has received federal student financial aid funds, the student is entitled to a refund of moneys not paid from federal student financial aid program funds.

For distance education students scheduled days is based on a five-day week, which does not include Sunday, or any defined holiday.

Those students who obtain a loan to pay for an educational program, the student will have the responsibility to repay the full amount of the loan plus interest, less the amount of any refund.

If the student is eligible for a loan guaranteed by the federal or state government and the student defaults on the loan, both of the following may occur:

- (1) The federal or state government or a loan guarantee agency may take action against the student, including applying any income tax refund to which the person is entitled to reduce the balance owed on the loan.
- (2) The student may not be eligible for any other federal student financial aid at another institution or other government assistance until the loan is repaid.



Bethesda University
730 N. Euclid St. Anaheim, CA
92801 714-683-1212 www.buc.edu

SCHOOL PERFORMANCE FACT SHEET
CALENDAR YEARS 2022 & 2023

Certificate in Criminal Justice
Administration – 1 year

On-Time Completion Rates (Graduation Rates)

Includes data for the two calendar years prior to reporting.

| Calendar Year | Number of Students Who Began the Program | Students Available for Graduation | Number of On-Time Graduates | On-Time Completion Rate |
|----------------------|---|--|------------------------------------|--------------------------------|
| 2022 | 0 | 0 | 0 | 0% |
| 2023 | 0 | 0 | 0 | 0% |

Student's Initials: _____ **Date:** _____

Initial only after you have had sufficient time to read and understand the information.



Bethesda University
730 N. Euclid St. Anaheim, CA
92801 714-683-1212 www.buc.edu

Job Placement Rates (includes data for the two calendar years prior to reporting)

| Calendar Year | Number of Students Who Began Program | Number of Graduates | Graduates Available for Employment | Graduates Employed in the Field | Placement Rate % Employed in the Field |
|---------------|--------------------------------------|---------------------|------------------------------------|---------------------------------|--|
| 2022 | 0 | 0 | 0 | 0 | 0% |
| 2023 | 0 | 0 | 0 | 0 | 0% |

You may obtain from the institution a list of the employment positions determined to be in the field for which a student received education and training.

Gainfully Employed Categories (includes data for the two calendar years prior to reporting)

Part-Time vs. Full-Time Employment

| Calendar Year | Graduate Employed in the Field 20-29 Hours Per Week | Graduates Employed in the Field at Least 30 Hours Per Week | Total Graduates Employed in the Field |
|---------------|---|--|---------------------------------------|
| 2022 | 0 | 0 | 0 |
| 2023 | 0 | 0 | 0 |

Single Position vs. Concurrent Aggregated Position

| Calendar Year | Graduates Employed in the Field in a Single Position | Graduates Employed in the Field in Concurrent Aggregated Positions | Total Graduates Employed in the Field |
|---------------|--|--|---------------------------------------|
| 2022 | 0 | 0 | 0 |
| 2023 | 0 | 0 | 0 |



Bethesda University
730 N. Euclid St. Anaheim, CA
92801 714-683-1212 www.buc.edu

Self-Employed / Freelance Positions

| Calendar Year | Graduates Employed who are Self-Employed or Working Freelance | Total Graduates Employed in the Field |
|---------------|---|---------------------------------------|
| 2022 | 0 | 0 |
| 2023 | 0 | 0 |

Institutional Employment

| Calendar Year | Graduates Employed in the Field who are Employed by the Institution, an Employer Owned by the Institution, or an Employer who Shares Ownership with the Institution. | Total Graduates Employed in the Field |
|---------------|--|---------------------------------------|
| 2022 | 0 | 0 |
| 2023 | 0 | 0 |

Student's Initials: _____ **Date:** _____

Initial only after you have had sufficient time to read and understand the information.

IF the majority of graduates from this program obtain jobs in self-employment or freelance work add:

This program may result in freelance or self-employment.

The work available to graduates of this program is usually for freelance or self-employment.

This type of work may not be consistent.

The period of employment can range from one day to weeks to several months.

Hours worked in a day or week may be more or less than the traditional 8 hour work day or 40 hour work week.

You can expect to spend unpaid time expanding your networks, advertising, promoting your services, or honing your skills.

Once graduates begin to work freelance or are self-employed, they will be asked to provide documentation that they are employed as such so that they may be counted as placed for our job placement records.

Students initialing this disclosure understand that either a majority or all of this school's graduates are employed in this manner and understand what comprises this work style.

Student's Initials: _____ **Date:** _____

Only initial after you have had sufficient time to read and understand the information.



License Examination Passage Rates (includes data for the two calendar years prior to reporting)

This Program doesn't lead to state licensure.

| Calendar Year | Number of Graduates in Calendar Year | Number of Graduates Taking Exam | Number Who Passed First Available Exam | Number Who Failed First Available Exam | Passage Rate |
|---------------|--------------------------------------|---------------------------------|--|--|--------------|
| 2022 | 0 | 0 | 0 | 0 | 0 |
| 2023 | 0 | 0 | 0 | 0 | 0 |

Licensure examination passage data is not available from the state agency administering the examination. We are unable to collect data from graduates.

Student's Initials: _____ Date: _____

Initial only after you have had sufficient time to read and understand the information.-----

Salary and Wage Information (includes data for the two calendar years prior to reporting)

Annual salary and wages reported for graduates employed in the field.

| Calendar Year | Graduates Available for Employment | Graduates Employed in Field | \$20,001 | \$35,001 | \$40,001 | \$45,001 | No Salary Information Reported |
|---------------|------------------------------------|-----------------------------|----------|----------|----------|----------|--------------------------------|
| | | | \$25,000 | \$40,000 | \$45,000 | \$50,000 | |
| 2022 | 0 | 0 | 0 | 0 | 0 | 0 | 0 |
| 2023 | 0 | 0 | 0 | 0 | 0 | 0 | 0 |

A list of sources used to substantiate salary disclosures is available from the school.

Student's Initials: _____ Date: _____

Initial only after you have had sufficient time to read and understand the information.



Bethesda University
730 N. Euclid St. Anaheim, CA
92801 714-683-1212 www.buc.edu

Cost of Educational Program

Total charges for the program for students completing on time in 2022: **\$4,200**

Total charges may be higher for students that do not complete on time.

Total charges for the program for students completing on time in 2023: **\$4,200**

Total charges may be higher for students that do not complete on time.

Student's Initials: _____ **Date:** _____

Initial only after you have had sufficient time to read and understand the information.



Bethesda University
 730 N. Euclid St. Anaheim, CA
 92801 714-683-1212 www.buc.edu

Federal Student Loan Debt

| Calendar Year(s) | Most recent three year cohort default rate, as reported by the United State Department of Education ¹ | The percentage of enrolled students in 2022/23 receiving federal student loans to pay for this program. | The percentage of graduates in 2022/23 who took out federal student loans to pay for this program. | The average amount of federal student loan debt of 2022/23 graduates who took out federal student loans at this institution. |
|-------------------------|---|--|---|---|
| 2022 | 0% | 0% | 0% | \$7420.13 |
| 2023 | 0% | 0% | 0% | \$8454.17 |

¹The percentage of students who defaulted on their federal student loans is called the Cohort Default Rate (CDR). It shows the percentage of this school's students who were more than 270 days (9 months) behind on their federal student loans within three years of when the first payment was due. This is the most recent CDR reported by the U.S. Department of Education.

Student's Initials: _____ Date: _____

Initial only after you have had sufficient time to read and understand the information.

This fact sheet is filed with the Bureau for Private Postsecondary Education. Regardless of any information you may have relating to completion rates, placement rates, starting salaries, or license exam passage rates, this fact sheet contains the information as calculated pursuant to state law.

Any questions a student may have regarding this fact sheet that have not been satisfactorily answered by the institution may be directed to the Bureau for Private Postsecondary Education at 1747 North Market Blvd, ste.225, Sacramento, CA 95834, www.bppe.ca.gov, toll-free telephone number (888) 370-7589 or by fax (916) 263-1897.

 Student Name - Print

 Student Signature

 Date

 School Official

 Date



Bethesda University
730 N. Euclid St. Anaheim, CA
92801 714-683-1212 www.buc.edu

Definitions

- “Number of Students Who Began the Program” means the number of students who began a program who were scheduled to complete the program within 100% of the published program length within the reporting calendar year and excludes all students who cancelled during the cancellation period.
- “Students Available for Graduation” is the number of students who began the program minus the number of students who have died, been incarcerated, or been called to active military duty.
- “Number of On-time Graduates” is the number of students who completed the program within 100% of the published program length within the reporting calendar year.
- “On-time Completion Rate” is the number of on-time graduates divided by the number of students available for graduation.
- “150% Graduates” is the number of students who completed the program within 150% of the program length (includes on-time graduates).
- “150% Completion Rate” is the number of students who completed the program in the reported calendar year within 150% of the published program length, including on-time graduates, divided by the number of students available for graduation.
- “Graduates Available for Employment” means the number of graduates minus the number of graduates unavailable for employment.
- “Graduates Unavailable for Employment” means the graduates who, after graduation, die, become incarcerated, are called to active military duty, are international students that leave the United States or do not have a visa allowing employment in the United States, or are continuing their education in an accredited or bureau-approved postsecondary institution.
- “Graduates Employed in the Field” means graduates who beginning within six months after a student completes the applicable educational program are gainfully employed, whose employment has been reported, and for whom the institution has documented verification of employment. For occupations for which the state requires passing an examination, the six months period begins after the announcement of the examination results for the first examination available after a student completes an applicable educational program.
- “Placement Rate Employed in the Field” is calculated by dividing the number of graduates gainfully employed in the field by the number of graduates available for employment.
- “Number of Graduates Taking Exam” is the number of graduates who took the first available exam in the reported calendar year.



Bethesda University
730 N. Euclid St. Anaheim, CA
92801 714-683-1212 www.buc.edu

- “First Available Exam Date” is the date for the first available exam after a student completed a program.
- “Passage Rate” is calculated by dividing the number of graduates who passed the exam by the number of graduates who took the reported licensing exam.
- “Number Who Passed First Available Exam” is the number of graduates who took and passed the first available licensing exam after completing the program.
- “Salary” is as reported by graduate or graduate’s employer.
- “No Salary Information Reported” is the number of graduates for whom, after making reasonable attempts, the school was not able to obtain salary information.



Bethesda University
730 N. Euclid St. Anaheim, CA
92801 714-683-1212
www.buc.edu

STUDENT'S RIGHT TO CANCEL

1. STUDENT'S RIGHT TO CANCEL (REFUND POLICY)

For the purpose of determining a refund, a student shall be deemed to have withdrawn from a program of instruction when any of the following occurs:

The student notifies Bethesda University of the student's withdrawal or as of the date of the student's withdrawal, whichever is later;

Bethesda University terminates the student's enrollment for failure to maintain satisfactory progress; failure to abide by the rules and regulations of the institution; absences in excess of maximum set forth by the institution; and/or failure to meet financial obligations to Bethesda University.

The student has failed to attend class for three (3) consecutive weeks; and

The student fails to return from a leave of absence.

For the purpose of determining the amount of the refund, the date of the student's withdrawal shall be deemed the last date of recorded attendance. The amount owed equals the daily charge for the program (total institutional charge, minus nonrefundable fees, divided by the number of days in the program), multiplied by the number of days scheduled to attend, prior to withdrawal. For the purpose of determining when the refund must be paid, the student shall be deemed to have withdrawn at the end of three (3) consecutive weeks. If the student has completed more than 60% of the period of attendance for which the student was charged, the tuition is considered earned and the student will receive no refund.

If any portion of the tuition was paid from the proceeds of a loan or third party, the refund shall be sent to the lender, third party or, if appropriate, to the state or federal agency that guaranteed or reinsured the loan. Any amount of the refund in excess of the unpaid balance of the loan shall be first used to repay any student financial aid programs from which the student received benefits, in proportion to the amount of the benefits received, and any remaining amount shall be paid to the student. If the student has received federal student financial aid funds, the student is entitled to a refund of moneys not paid from federal student financial aid program funds.

If the student has received federal student financial aid funds, the student is entitled to a refund of moneys not paid from federal student financial aid program funds.

For distance education students scheduled days is based on a five-day week, which does not include Sunday, or any defined holiday.

Those students who obtain a loan to pay for an educational program, the student will have the responsibility to repay the full amount of the loan plus interest, less the amount of any refund.

If the student is eligible for a loan guaranteed by the federal or state government and the student defaults on the loan, both of the following may occur:

- (1) The federal or state government or a loan guarantee agency may take action against the student, including applying any income tax refund to which the person is entitled to reduce the balance owed on the loan.
- (2) The student may not be eligible for any other federal student financial aid at another institution or other government assistance until the loan is repaid.



Bethesda University
730 N. Euclid St. Anaheim, CA
92801 714-683-1212 www.buc.edu

SCHOOL PERFORMANCE FACT SHEET
CALENDAR YEARS 2022 & 2023

Certificate in Paralegal Studies –
1.5 years

On-Time Completion Rates (Graduation Rates)

Includes data for the two calendar years prior to reporting.

| Calendar Year | Number of Students Who Began the Program | Students Available for Graduation | Number of On-Time Graduates | On-Time Completion Rate |
|----------------------|---|--|------------------------------------|--------------------------------|
| 2022 | 0 | 0 | 0 | 0% |
| 2023 | 0 | 0 | 0 | 0% |

Student's Initials: _____ **Date:** _____

Initial only after you have had sufficient time to read and understand the information.



Bethesda University
730 N. Euclid St. Anaheim, CA
92801 714-683-1212 www.buc.edu

Job Placement Rates (includes data for the two calendar years prior to reporting)

| Calendar Year | Number of Students Who Began Program | Number of Graduates | Graduates Available for Employment | Graduates Employed in the Field | Placement Rate % Employed in the Field |
|---------------|--------------------------------------|---------------------|------------------------------------|---------------------------------|--|
| 2022 | 0 | 0 | 0 | 0 | 0% |
| 2023 | 0 | 0 | 0 | 0 | 0% |

You may obtain from the institution a list of the employment positions determined to be in the field for which a student received education and training.

Gainfully Employed Categories (includes data for the two calendar years prior to reporting)

Part-Time vs. Full-Time Employment

| Calendar Year | Graduate Employed in the Field 20-29 Hours Per Week | Graduates Employed in the Field at Least 30 Hours Per Week | Total Graduates Employed in the Field |
|---------------|---|--|---------------------------------------|
| 2022 | 0 | 0 | 0 |
| 2023 | 0 | 0 | 0 |

Single Position vs. Concurrent Aggregated Position

| Calendar Year | Graduates Employed in the Field in a Single Position | Graduates Employed in the Field in Concurrent Aggregated Positions | Total Graduates Employed in the Field |
|---------------|--|--|---------------------------------------|
| 2022 | 0 | 0 | 0 |
| 2023 | 0 | 0 | 0 |



Self-Employed / Freelance Positions

| Calendar Year | Graduates Employed who are Self-Employed or Working Freelance | Total Graduates Employed in the Field |
|---------------|---|---------------------------------------|
| 2022 | 0 | 0 |
| 2023 | 0 | 0 |

Institutional Employment

| Calendar Year | Graduates Employed in the Field who are Employed by the Institution, an Employer Owned by the Institution, or an Employer who Shares Ownership with the Institution. | Total Graduates Employed in the Field |
|---------------|--|---------------------------------------|
| 2022 | 0 | 0 |
| 2023 | 0 | 0 |

Student's Initials: _____ Date: _____

Initial only after you have had sufficient time to read and understand the information.

IF the majority of graduates from this program obtain jobs in self-employment or freelance work add:

This program may result in freelance or self-employment.

The work available to graduates of this program is usually for freelance or self-employment.

This type of work may not be consistent.

The period of employment can range from one day to weeks to several months.

Hours worked in a day or week may be more or less than the traditional 8 hour work day or 40 hour work week.

You can expect to spend unpaid time expanding your networks, advertising, promoting your services, or honing your skills.

Once graduates begin to work freelance or are self-employed, they will be asked to provide documentation that they are employed as such so that they may be counted as placed for our job placement records.

Students initialing this disclosure understand that either a majority or all of this school's graduates are employed in this manner and understand what comprises this work style.

Student's Initials: _____ Date: _____

Only initial after you have had sufficient time to read and understand the information.



License Examination Passage Rates (includes data for the two calendar years prior to reporting)

This Program doesn't lead to state licensure.

| Calendar Year | Number of Graduates in Calendar Year | Number of Graduates Taking Exam | Number Who Passed First Available Exam | Number Who Failed First Available Exam | Passage Rate |
|---------------|--------------------------------------|---------------------------------|--|--|--------------|
| 2022 | 0 | 0 | 0 | 0 | 0 |
| 2023 | 0 | 0 | 0 | 0 | 0 |

Licensure examination passage data is not available from the state agency administering the examination. We are unable to collect data from graduates.

Student's Initials: _____ Date: _____

Initial only after you have had sufficient time to read and understand the information.....

Salary and Wage Information (includes data for the two calendar years prior to reporting)

Annual salary and wages reported for graduates employed in the field.

| Calendar Year | Graduates Available for Employment | Graduates Employed in Field | \$20,001 | \$35,001 | \$40,001 | \$45,001 | No Salary Information Reported |
|---------------|------------------------------------|-----------------------------|---------------|---------------|---------------|---------------|--------------------------------|
| | | | - \$25,000 | - \$40,000 | - \$45,000 | - \$50,000 | |
| 2022 | 0 | 0 | 0 | 0 | 0 | 0 | 0 |
| 2023 | 0 | 0 | 0 | 0 | 0 | 0 | 0 |

A list of sources used to substantiate salary disclosures is available from the school.

Student's Initials: _____ Date: _____

Initial only after you have had sufficient time to read and understand the information.



Bethesda University
730 N. Euclid St. Anaheim, CA
92801 714-683-1212 www.buc.edu

Cost of Educational Program

Total charges for the program for students completing on time in 2022: **\$4,200**

Total charges may be higher for students that do not complete on time.

Total charges for the program for students completing on time in 2023: **\$4,200**

Total charges may be higher for students that do not complete on time.

Student's Initials: _____ **Date:** _____

Initial only after you have had sufficient time to read and understand the information.



Bethesda University
 730 N. Euclid St. Anaheim, CA
 92801 714-683-1212 www.buc.edu

Federal Student Loan Debt

| Calendar Year(s) | Most recent three year cohort default rate, as reported by the United State Department of Education ¹ | The percentage of enrolled students in 2022/23 receiving federal student loans to pay for this program. | The percentage of graduates in 2022/23 who took out federal student loans to pay for this program. | The average amount of federal student loan debt of 2022/23 graduates who took out federal student loans at this institution. |
|------------------|--|---|--|--|
| 2022 | 0% | 0% | 0% | \$7420.13 |
| 2023 | 0% | 0% | 0% | \$8454.17 |

¹The percentage of students who defaulted on their federal student loans is called the Cohort Default Rate (CDR). It shows the percentage of this school's students who were more than 270 days (9 months) behind on their federal student loans within three years of when the first payment was due. This is the most recent CDR reported by the U.S. Department of Education.

Student's Initials: _____ **Date:** _____

Initial only after you have had sufficient time to read and understand the information.

This fact sheet is filed with the Bureau for Private Postsecondary Education. Regardless of any information you may have relating to completion rates, placement rates, starting salaries, or license exam passage rates, this fact sheet contains the information as calculated pursuant to state law.

Any questions a student may have regarding this fact sheet that have not been satisfactorily answered by the institution may be directed to the Bureau for Private Postsecondary Education at 1747 North Market Blvd, ste.225, Sacramento, CA 95834, www.bppe.ca.gov, toll-free telephone number (888) 370-7589 or by fax (916) 263-1897.

 Student Name - Print

 Student Signature

 Date

 School Official

 Date



Bethesda University
730 N. Euclid St. Anaheim, CA
92801 714-683-1212 www.buc.edu

Definitions

- “Number of Students Who Began the Program” means the number of students who began a program who were scheduled to complete the program within 100% of the published program length within the reporting calendar year and excludes all students who cancelled during the cancellation period.
- “Students Available for Graduation” is the number of students who began the program minus the number of students who have died, been incarcerated, or been called to active military duty.
- “Number of On-time Graduates” is the number of students who completed the program within 100% of the published program length within the reporting calendar year.
- “On-time Completion Rate” is the number of on-time graduates divided by the number of students available for graduation.
- “150% Graduates” is the number of students who completed the program within 150% of the program length (includes on-time graduates).
- “150% Completion Rate” is the number of students who completed the program in the reported calendar year within 150% of the published program length, including on-time graduates, divided by the number of students available for graduation.
- “Graduates Available for Employment” means the number of graduates minus the number of graduates unavailable for employment.
- “Graduates Unavailable for Employment” means the graduates who, after graduation, die, become incarcerated, are called to active military duty, are international students that leave the United States or do not have a visa allowing employment in the United States, or are continuing their education in an accredited or bureau-approved postsecondary institution.
- “Graduates Employed in the Field” means graduates who beginning within six months after a student completes the applicable educational program are gainfully employed, whose employment has been reported, and for whom the institution has documented verification of employment. For occupations for which the state requires passing an examination, the six months period begins after the announcement of the examination results for the first examination available after a student completes an applicable educational program.
- “Placement Rate Employed in the Field” is calculated by dividing the number of graduates gainfully employed in the field by the number of graduates available for employment.
- “Number of Graduates Taking Exam” is the number of graduates who took the first available exam in the reported calendar year.



Bethesda University
730 N. Euclid St. Anaheim, CA
92801 714-683-1212 www.buc.edu

- “First Available Exam Date” is the date for the first available exam after a student completed a program.
- “Passage Rate” is calculated by dividing the number of graduates who passed the exam by the number of graduates who took the reported licensing exam.
- “Number Who Passed First Available Exam” is the number of graduates who took and passed the first available licensing exam after completing the program.
- “Salary” is as reported by graduate or graduate’s employer.
- “No Salary Information Reported” is the number of graduates for whom, after making reasonable attempts, the school was not able to obtain salary information.



Bethesda University
730 N. Euclid St. Anaheim, CA
92801 714-683-1212
www.buc.edu

STUDENT'S RIGHT TO CANCEL

1. STUDENT'S RIGHT TO CANCEL (REFUND POLICY)

For the purpose of determining a refund, a student shall be deemed to have withdrawn from a program of instruction when any of the following occurs:

The student notifies Bethesda University of the student's withdrawal or as of the date of the student's withdrawal, whichever is later;

Bethesda University terminates the student's enrollment for failure to maintain satisfactory progress; failure to abide by the rules and regulations of the institution; absences in excess of maximum set forth by the institution; and/or failure to meet financial obligations to Bethesda University.

The student has failed to attend class for three (3) consecutive weeks; and

The student fails to return from a leave of absence.

For the purpose of determining the amount of the refund, the date of the student's withdrawal shall be deemed the last date of recorded attendance. The amount owed equals the daily charge for the program (total institutional charge, minus nonrefundable fees, divided by the number of days in the program), multiplied by the number of days scheduled to attend, prior to withdrawal. For the purpose of determining when the refund must be paid, the student shall be deemed to have withdrawn at the end of three (3) consecutive weeks. If the student has completed more than 60% of the period of attendance for which the student was charged, the tuition is considered earned and the student will receive no refund.

If any portion of the tuition was paid from the proceeds of a loan or third party, the refund shall be sent to the lender, third party or, if appropriate, to the state or federal agency that guaranteed or reinsured the loan. Any amount of the refund in excess of the unpaid balance of the loan shall be first used to repay any student financial aid programs from which the student received benefits, in proportion to the amount of the benefits received, and any remaining amount shall be paid to the student. If the student has received federal student financial aid funds, the student is entitled to a refund of moneys not paid from federal student financial aid program funds.

If the student has received federal student financial aid funds, the student is entitled to a refund of moneys not paid from federal student financial aid program funds.

For distance education students scheduled days is based on a five-day week, which does not include Sunday, or any defined holiday.

Those students who obtain a loan to pay for an educational program, the student will have the responsibility to repay the full amount of the loan plus interest, less the amount of any refund.

If the student is eligible for a loan guaranteed by the federal or state government and the student defaults on the loan, both of the following may occur:

- (1) The federal or state government or a loan guarantee agency may take action against the student, including applying any income tax refund to which the person is entitled to reduce the balance owed on the loan.
- (2) The student may not be eligible for any other federal student financial aid at another institution or other government assistance until the loan is repaid.



Bethesda University
730 N. Euclid St. Anaheim, CA
92801 714-683-1212 www.buc.edu

SCHOOL PERFORMANCE FACT SHEET
CALENDAR YEARS 2022 & 2023

Citizenship Preparation Certificate –
1 year

On-Time Completion Rates (Graduation Rates)

Includes data for the two calendar years prior to reporting.

| Calendar Year | Number of Students Who Began the Program | Students Available for Graduation | Number of On-Time Graduates | On-Time Completion Rate |
|----------------------|---|--|------------------------------------|--------------------------------|
| 2022 | 0 | 0 | 0 | 0% |
| 2023 | 0 | 0 | 0 | 0% |

Student's Initials: _____ **Date:** _____

Initial only after you have had sufficient time to read and understand the information.



Bethesda University
730 N. Euclid St. Anaheim, CA
92801 714-683-1212 www.buc.edu

Job Placement Rates (includes data for the two calendar years prior to reporting)

| Calendar Year | Number of Students Who Began Program | Number of Graduates | Graduates Available for Employment | Graduates Employed in the Field | Placement Rate % Employed in the Field |
|---------------|--------------------------------------|---------------------|------------------------------------|---------------------------------|--|
| 2022 | 0 | 0 | 0 | 0 | 0% |
| 2023 | 0 | 0 | 0 | 0 | 0% |

You may obtain from the institution a list of the employment positions determined to be in the field for which a student received education and training.

Gainfully Employed Categories (includes data for the two calendar years prior to reporting)

Part-Time vs. Full-Time Employment

| Calendar Year | Graduate Employed in the Field 20-29 Hours Per Week | Graduates Employed in the Field at Least 30 Hours Per Week | Total Graduates Employed in the Field |
|---------------|---|--|---------------------------------------|
| 2022 | 0 | 0 | 0 |
| 2023 | 0 | 0 | 0 |

Single Position vs. Concurrent Aggregated Position

| Calendar Year | Graduates Employed in the Field in a Single Position | Graduates Employed in the Field in Concurrent Aggregated Positions | Total Graduates Employed in the Field |
|---------------|--|--|---------------------------------------|
| 2022 | 0 | 0 | 0 |
| 2023 | 0 | 0 | 0 |



Bethesda University
730 N. Euclid St. Anaheim, CA
92801 714-683-1212 www.buc.edu

Self-Employed / Freelance Positions

| Calendar Year | Graduates Employed who are Self-Employed or Working Freelance | Total Graduates Employed in the Field |
|---------------|---|---------------------------------------|
| 2022 | 0 | 0 |
| 2023 | 0 | 0 |

Institutional Employment

| Calendar Year | Graduates Employed in the Field who are Employed by the Institution, an Employer Owned by the Institution, or an Employer who Shares Ownership with the Institution. | Total Graduates Employed in the Field |
|---------------|--|---------------------------------------|
| 2022 | 0 | 0 |
| 2023 | 0 | 0 |

Student's Initials: _____ **Date:** _____

Initial only after you have had sufficient time to read and understand the information.

IF the majority of graduates from this program obtain jobs in self-employment or freelance work add:

This program may result in freelance or self-employment.

The work available to graduates of this program is usually for freelance or self-employment.

This type of work may not be consistent.

The period of employment can range from one day to weeks to several months.

Hours worked in a day or week may be more or less than the traditional 8 hour work day or 40 hour work week.

You can expect to spend unpaid time expanding your networks, advertising, promoting your services, or honing your skills.

Once graduates begin to work freelance or are self-employed, they will be asked to provide documentation that they are employed as such so that they may be counted as placed for our job placement records.

Students initialing this disclosure understand that either a majority or all of this school's graduates are employed in this manner and understand what comprises this work style.

Student's Initials: _____ **Date:** _____

Only initial after you have had sufficient time to read and understand the information.



License Examination Passage Rates (includes data for the two calendar years prior to reporting)

This Program doesn't lead to state licensure.

| Calendar Year | Number of Graduates in Calendar Year | Number of Graduates Taking Exam | Number Who Passed First Available Exam | Number Who Failed First Available Exam | Passage Rate |
|---------------|--------------------------------------|---------------------------------|--|--|--------------|
| 2022 | 0 | 0 | 0 | 0 | 0 |
| 2023 | 0 | 0 | 0 | 0 | 0 |

Licensure examination passage data is not available from the state agency administering the examination. We are unable to collect data from graduates.

Student's Initials: _____ Date: _____

Initial only after you have had sufficient time to read and understand the information.....

Salary and Wage Information (includes data for the two calendar years prior to reporting)

Annual salary and wages reported for graduates employed in the field.

| Calendar Year | Graduates Available for Employment | Graduates Employed in Field | \$20,001 | \$35,001 | \$40,001 | \$45,001 | No Salary Information Reported |
|---------------|------------------------------------|-----------------------------|---------------|---------------|---------------|---------------|--------------------------------|
| | | | - \$25,000 | - \$40,000 | - \$45,000 | - \$50,000 | |
| 2022 | 0 | 0 | 0 | 0 | 0 | 0 | 0 |
| 2023 | 0 | 0 | 0 | 0 | 0 | 0 | 0 |

A list of sources used to substantiate salary disclosures is available from the school.

Student's Initials: _____ Date: _____

Initial only after you have had sufficient time to read and understand the information.



Bethesda University
730 N. Euclid St. Anaheim, CA
92801 714-683-1212 www.buc.edu

Cost of Educational Program

Total charges for the program for students completing on time in 2022: **\$4,200**

Total charges may be higher for students that do not complete on time.

Total charges for the program for students completing on time in 2023: **\$4,200**

Total charges may be higher for students that do not complete on time.

Student's Initials: _____ **Date:** _____

Initial only after you have had sufficient time to read and understand the information.



Bethesda University
 730 N. Euclid St. Anaheim, CA
 92801 714-683-1212 www.buc.edu

Federal Student Loan Debt

| Calendar Year(s) | Most recent three year cohort default rate, as reported by the United State Department of Education ¹ | The percentage of enrolled students in 2022/23 receiving federal student loans to pay for this program. | The percentage of graduates in 2022/23 who took out federal student loans to pay for this program. | The average amount of federal student loan debt of 2022/23 graduates who took out federal student loans at this institution. |
|------------------|--|---|--|--|
| 2022 | 0% | 0% | 0% | \$7420.13 |
| 2023 | 0% | 0% | 0% | \$8454.17 |

¹The percentage of students who defaulted on their federal student loans is called the Cohort Default Rate (CDR). It shows the percentage of this school's students who were more than 270 days (9 months) behind on their federal student loans within three years of when the first payment was due. This is the most recent CDR reported by the U.S. Department of Education.

Student's Initials: _____ Date: _____

Initial only after you have had sufficient time to read and understand the information.

This fact sheet is filed with the Bureau for Private Postsecondary Education. Regardless of any information you may have relating to completion rates, placement rates, starting salaries, or license exam passage rates, this fact sheet contains the information as calculated pursuant to state law.

Any questions a student may have regarding this fact sheet that have not been satisfactorily answered by the institution may be directed to the Bureau for Private Postsecondary Education at 1747 North Market Blvd, ste.225, Sacramento, CA 95834, www.bppe.ca.gov, toll-free telephone number (888) 370-7589 or by fax (916) 263-1897.

 Student Name - Print

 Student Signature

 Date

 School Official

 Date



Bethesda University
730 N. Euclid St. Anaheim, CA
92801 714-683-1212 www.buc.edu

Definitions

- “Number of Students Who Began the Program” means the number of students who began a program who were scheduled to complete the program within 100% of the published program length within the reporting calendar year and excludes all students who cancelled during the cancellation period.
- “Students Available for Graduation” is the number of students who began the program minus the number of students who have died, been incarcerated, or been called to active military duty.
- “Number of On-time Graduates” is the number of students who completed the program within 100% of the published program length within the reporting calendar year.
- “On-time Completion Rate” is the number of on-time graduates divided by the number of students available for graduation.
- “150% Graduates” is the number of students who completed the program within 150% of the program length (includes on-time graduates).
- “150% Completion Rate” is the number of students who completed the program in the reported calendar year within 150% of the published program length, including on-time graduates, divided by the number of students available for graduation.
- “Graduates Available for Employment” means the number of graduates minus the number of graduates unavailable for employment.
- “Graduates Unavailable for Employment” means the graduates who, after graduation, die, become incarcerated, are called to active military duty, are international students that leave the United States or do not have a visa allowing employment in the United States, or are continuing their education in an accredited or bureau-approved postsecondary institution.
- “Graduates Employed in the Field” means graduates who beginning within six months after a student completes the applicable educational program are gainfully employed, whose employment has been reported, and for whom the institution has documented verification of employment. For occupations for which the state requires passing an examination, the six months period begins after the announcement of the examination results for the first examination available after a student completes an applicable educational program.
- “Placement Rate Employed in the Field” is calculated by dividing the number of graduates gainfully employed in the field by the number of graduates available for employment.
- “Number of Graduates Taking Exam” is the number of graduates who took the first available exam in the reported calendar year.



Bethesda University
730 N. Euclid St. Anaheim, CA
92801 714-683-1212 www.buc.edu

- “First Available Exam Date” is the date for the first available exam after a student completed a program.
- “Passage Rate” is calculated by dividing the number of graduates who passed the exam by the number of graduates who took the reported licensing exam.
- “Number Who Passed First Available Exam” is the number of graduates who took and passed the first available licensing exam after completing the program.
- “Salary” is as reported by graduate or graduate’s employer.
- “No Salary Information Reported” is the number of graduates for whom, after making reasonable attempts, the school was not able to obtain salary information.



Bethesda University
730 N. Euclid St. Anaheim, CA
92801 714-683-1212
www.buc.edu

STUDENT'S RIGHT TO CANCEL

1. STUDENT'S RIGHT TO CANCEL (REFUND POLICY)

For the purpose of determining a refund, a student shall be deemed to have withdrawn from a program of instruction when any of the following occurs:

The student notifies Bethesda University of the student's withdrawal or as of the date of the student's withdrawal, whichever is later;

Bethesda University terminates the student's enrollment for failure to maintain satisfactory progress; failure to abide by the rules and regulations of the institution; absences in excess of maximum set forth by the institution; and/or failure to meet financial obligations to Bethesda University.

The student has failed to attend class for three (3) consecutive weeks; and

The student fails to return from a leave of absence.

For the purpose of determining the amount of the refund, the date of the student's withdrawal shall be deemed the last date of recorded attendance. The amount owed equals the daily charge for the program (total institutional charge, minus nonrefundable fees, divided by the number of days in the program), multiplied by the number of days scheduled to attend, prior to withdrawal. For the purpose of determining when the refund must be paid, the student shall be deemed to have withdrawn at the end of three (3) consecutive weeks. If the student has completed more than 60% of the period of attendance for which the student was charged, the tuition is considered earned and the student will receive no refund.

If any portion of the tuition was paid from the proceeds of a loan or third party, the refund shall be sent to the lender, third party or, if appropriate, to the state or federal agency that guaranteed or reinsured the loan. Any amount of the refund in excess of the unpaid balance of the loan shall be first used to repay any student financial aid programs from which the student received benefits, in proportion to the amount of the benefits received, and any remaining amount shall be paid to the student. If the student has received federal student financial aid funds, the student is entitled to a refund of moneys not paid from federal student financial aid program funds.

If the student has received federal student financial aid funds, the student is entitled to a refund of moneys not paid from federal student financial aid program funds.

For distance education students scheduled days is based on a five-day week, which does not include Sunday, or any defined holiday.

Those students who obtain a loan to pay for an educational program, the student will have the responsibility to repay the full amount of the loan plus interest, less the amount of any refund.

If the student is eligible for a loan guaranteed by the federal or state government and the student defaults on the loan, both of the following may occur:

- (1) The federal or state government or a loan guarantee agency may take action against the student, including applying any income tax refund to which the person is entitled to reduce the balance owed on the loan.
- (2) The student may not be eligible for any other federal student financial aid at another institution or other government assistance until the loan is repaid.



Bethesda University
730 N. Euclid St. Anaheim, CA
92801 714-683-1212 www.buc.edu

SCHOOL PERFORMANCE FACT SHEET
CALENDAR YEARS 2022 & 2023

Computer Skills Certificate – 6 months

On-Time Completion Rates (Graduation Rates)

Includes data for the two calendar years prior to reporting.

| Calendar Year | Number of Students Who Began the Program | Students Available for Graduation | Number of On-Time Graduates | On-Time Completion Rate |
|----------------------|---|--|------------------------------------|--------------------------------|
| 2022 | 0 | 0 | 0 | 0% |
| 2023 | 0 | 0 | 0 | 0% |

Student's Initials: _____ **Date:** _____

Initial only after you have had sufficient time to read and understand the information.



Bethesda University
730 N. Euclid St. Anaheim, CA
92801 714-683-1212 www.buc.edu

Job Placement Rates (includes data for the two calendar years prior to reporting)

| Calendar Year | Number of Students Who Began Program | Number of Graduates | Graduates Available for Employment | Graduates Employed in the Field | Placement Rate % Employed in the Field |
|---------------|--------------------------------------|---------------------|------------------------------------|---------------------------------|--|
| 2022 | 0 | 0 | 0 | 0 | 0% |
| 2023 | 0 | 0 | 0 | 0 | 0% |

You may obtain from the institution a list of the employment positions determined to be in the field for which a student received education and training.

Gainfully Employed Categories (includes data for the two calendar years prior to reporting)

Part-Time vs. Full-Time Employment

| Calendar Year | Graduate Employed in the Field 20-29 Hours Per Week | Graduates Employed in the Field at Least 30 Hours Per Week | Total Graduates Employed in the Field |
|---------------|---|--|---------------------------------------|
| 2022 | 0 | 0 | 0 |
| 2023 | 0 | 0 | 0 |

Single Position vs. Concurrent Aggregated Position

| Calendar Year | Graduates Employed in the Field in a Single Position | Graduates Employed in the Field in Concurrent Aggregated Positions | Total Graduates Employed in the Field |
|---------------|--|--|---------------------------------------|
| 2022 | 0 | 0 | 0 |
| 2023 | 0 | 0 | 0 |



Self-Employed / Freelance Positions

| Calendar Year | Graduates Employed who are Self-Employed or Working Freelance | Total Graduates Employed in the Field |
|---------------|---|---------------------------------------|
| 2022 | 0 | 0 |
| 2023 | 0 | 0 |

Institutional Employment

| Calendar Year | Graduates Employed in the Field who are Employed by the Institution, an Employer Owned by the Institution, or an Employer who Shares Ownership with the Institution. | Total Graduates Employed in the Field |
|---------------|--|---------------------------------------|
| 2022 | 0 | 0 |
| 2023 | 0 | 0 |

Student's Initials: _____ Date: _____

Initial only after you have had sufficient time to read and understand the information.

IF the majority of graduates from this program obtain jobs in self-employment or freelance work add:

This program may result in freelance or self-employment.

The work available to graduates of this program is usually for freelance or self-employment.

This type of work may not be consistent.

The period of employment can range from one day to weeks to several months.

Hours worked in a day or week may be more or less than the traditional 8 hour work day or 40 hour work week.

You can expect to spend unpaid time expanding your networks, advertising, promoting your services, or honing your skills.

Once graduates begin to work freelance or are self-employed, they will be asked to provide documentation that they are employed as such so that they may be counted as placed for our job placement records.

Students initialing this disclosure understand that either a majority or all of this school's graduates are employed in this manner and understand what comprises this work style.

Student's Initials: _____ Date: _____

Only initial after you have had sufficient time to read and understand the information.



License Examination Passage Rates (includes data for the two calendar years prior to reporting)

This Program doesn't lead to state licensure.

| Calendar Year | Number of Graduates in Calendar Year | Number of Graduates Taking Exam | Number Who Passed First Available Exam | Number Who Failed First Available Exam | Passage Rate |
|---------------|--------------------------------------|---------------------------------|--|--|--------------|
| 2022 | 0 | 0 | 0 | 0 | 0 |
| 2023 | 0 | 0 | 0 | 0 | 0 |

Licensure examination passage data is not available from the state agency administering the examination. We are unable to collect data from graduates.

Student's Initials: _____ Date: _____

Initial only after you have had sufficient time to read and understand the information.....

Salary and Wage Information (includes data for the two calendar years prior to reporting)

Annual salary and wages reported for graduates employed in the field.

| Calendar Year | Graduates Available for Employment | Graduates Employed in Field | \$20,001 | \$35,001 | \$40,001 | \$45,001 | No Salary Information Reported |
|---------------|------------------------------------|-----------------------------|---------------|---------------|---------------|---------------|--------------------------------|
| | | | - \$25,000 | - \$40,000 | - \$45,000 | - \$50,000 | |
| 2022 | 0 | 0 | 0 | 0 | 0 | 0 | 0 |
| 2023 | 0 | 0 | 0 | 0 | 0 | 0 | 0 |

A list of sources used to substantiate salary disclosures is available from the school.

Student's Initials: _____ Date: _____

Initial only after you have had sufficient time to read and understand the information.



Bethesda University
730 N. Euclid St. Anaheim, CA
92801 714-683-1212 www.buc.edu

Cost of Educational Program

Total charges for the program for students completing on time in 2022: **\$4,200**

Total charges may be higher for students that do not complete on time.

Total charges for the program for students completing on time in 2023: **\$4,200**

Total charges may be higher for students that do not complete on time.

Student's Initials: _____ **Date:** _____

Initial only after you have had sufficient time to read and understand the information.



Bethesda University
 730 N. Euclid St. Anaheim, CA
 92801 714-683-1212 www.buc.edu

Federal Student Loan Debt

| Calendar Year(s) | Most recent three year cohort default rate, as reported by the United State Department of Education ¹ | The percentage of enrolled students in 2022/23 receiving federal student loans to pay for this program. | The percentage of graduates in 2022/23 who took out federal student loans to pay for this program. | The average amount of federal student loan debt of 2022/23 graduates who took out federal student loans at this institution. |
|------------------|--|---|--|--|
| 2022 | 0% | 0% | 0% | \$7420.13 |
| 2023 | 0% | 0% | 0% | \$8454.17 |

¹The percentage of students who defaulted on their federal student loans is called the Cohort Default Rate (CDR). It shows the percentage of this school's students who were more than 270 days (9 months) behind on their federal student loans within three years of when the first payment was due. This is the most recent CDR reported by the U.S. Department of Education.

Student's Initials: _____ **Date:** _____

Initial only after you have had sufficient time to read and understand the information.

This fact sheet is filed with the Bureau for Private Postsecondary Education. Regardless of any information you may have relating to completion rates, placement rates, starting salaries, or license exam passage rates, this fact sheet contains the information as calculated pursuant to state law.

Any questions a student may have regarding this fact sheet that have not been satisfactorily answered by the institution may be directed to the Bureau for Private Postsecondary Education at 1747 North Market Blvd, ste.225, Sacramento, CA 95834, www.bppe.ca.gov, toll-free telephone number (888) 370-7589 or by fax (916) 263-1897.

 Student Name - Print

 Student Signature

 Date

 School Official

 Date



Bethesda University
730 N. Euclid St. Anaheim, CA
92801 714-683-1212 www.buc.edu

Definitions

- “Number of Students Who Began the Program” means the number of students who began a program who were scheduled to complete the program within 100% of the published program length within the reporting calendar year and excludes all students who cancelled during the cancellation period.
- “Students Available for Graduation” is the number of students who began the program minus the number of students who have died, been incarcerated, or been called to active military duty.
- “Number of On-time Graduates” is the number of students who completed the program within 100% of the published program length within the reporting calendar year.
- “On-time Completion Rate” is the number of on-time graduates divided by the number of students available for graduation.
- “150% Graduates” is the number of students who completed the program within 150% of the program length (includes on-time graduates).
- “150% Completion Rate” is the number of students who completed the program in the reported calendar year within 150% of the published program length, including on-time graduates, divided by the number of students available for graduation.
- “Graduates Available for Employment” means the number of graduates minus the number of graduates unavailable for employment.
- “Graduates Unavailable for Employment” means the graduates who, after graduation, die, become incarcerated, are called to active military duty, are international students that leave the United States or do not have a visa allowing employment in the United States, or are continuing their education in an accredited or bureau-approved postsecondary institution.
- “Graduates Employed in the Field” means graduates who beginning within six months after a student completes the applicable educational program are gainfully employed, whose employment has been reported, and for whom the institution has documented verification of employment. For occupations for which the state requires passing an examination, the six months period begins after the announcement of the examination results for the first examination available after a student completes an applicable educational program.
- “Placement Rate Employed in the Field” is calculated by dividing the number of graduates gainfully employed in the field by the number of graduates available for employment.
- “Number of Graduates Taking Exam” is the number of graduates who took the first available exam in the reported calendar year.



Bethesda University
730 N. Euclid St. Anaheim, CA
92801 714-683-1212 www.buc.edu

- “First Available Exam Date” is the date for the first available exam after a student completed a program.
- “Passage Rate” is calculated by dividing the number of graduates who passed the exam by the number of graduates who took the reported licensing exam.
- “Number Who Passed First Available Exam” is the number of graduates who took and passed the first available licensing exam after completing the program.
- “Salary” is as reported by graduate or graduate’s employer.
- “No Salary Information Reported” is the number of graduates for whom, after making reasonable attempts, the school was not able to obtain salary information.



Bethesda University
730 N. Euclid St. Anaheim, CA
92801 714-683-1212
www.buc.edu

STUDENT'S RIGHT TO CANCEL

1. STUDENT'S RIGHT TO CANCEL (REFUND POLICY)

For the purpose of determining a refund, a student shall be deemed to have withdrawn from a program of instruction when any of the following occurs:

The student notifies Bethesda University of the student's withdrawal or as of the date of the student's withdrawal, whichever is later;

Bethesda University terminates the student's enrollment for failure to maintain satisfactory progress; failure to abide by the rules and regulations of the institution; absences in excess of maximum set forth by the institution; and/or failure to meet financial obligations to Bethesda University.

The student has failed to attend class for three (3) consecutive weeks; and

The student fails to return from a leave of absence.

For the purpose of determining the amount of the refund, the date of the student's withdrawal shall be deemed the last date of recorded attendance. The amount owed equals the daily charge for the program (total institutional charge, minus nonrefundable fees, divided by the number of days in the program), multiplied by the number of days scheduled to attend, prior to withdrawal. For the purpose of determining when the refund must be paid, the student shall be deemed to have withdrawn at the end of three (3) consecutive weeks. If the student has completed more than 60% of the period of attendance for which the student was charged, the tuition is considered earned and the student will receive no refund.

If any portion of the tuition was paid from the proceeds of a loan or third party, the refund shall be sent to the lender, third party or, if appropriate, to the state or federal agency that guaranteed or reinsured the loan. Any amount of the refund in excess of the unpaid balance of the loan shall be first used to repay any student financial aid programs from which the student received benefits, in proportion to the amount of the benefits received, and any remaining amount shall be paid to the student. If the student has received federal student financial aid funds, the student is entitled to a refund of moneys not paid from federal student financial aid program funds.

If the student has received federal student financial aid funds, the student is entitled to a refund of moneys not paid from federal student financial aid program funds.

For distance education students scheduled days is based on a five-day week, which does not include Sunday, or any defined holiday.

Those students who obtain a loan to pay for an educational program, the student will have the responsibility to repay the full amount of the loan plus interest, less the amount of any refund.

If the student is eligible for a loan guaranteed by the federal or state government and the student defaults on the loan, both of the following may occur:

- (1) The federal or state government or a loan guarantee agency may take action against the student, including applying any income tax refund to which the person is entitled to reduce the balance owed on the loan.
- (2) The student may not be eligible for any other federal student financial aid at another institution or other government assistance until the loan is repaid.



Bethesda University
730 N. Euclid St. Anaheim, CA
92801 714-683-1212 www.buc.edu

SCHOOL PERFORMANCE FACT SHEET
CALENDAR YEARS 2022 & 2023

Doctor of Ministry – 4 years

On-Time Completion Rates (Graduation Rates)

Includes data for the two calendar years prior to reporting.

| Calendar Year | Number of Students Who Began the Program | Students Available for Graduation | Number of On-Time Graduates | On-Time Completion Rate |
|----------------------|---|--|------------------------------------|--------------------------------|
| 2022 | 14 | 14 | 2 | 14% |
| 2023 | 3 | 3 | 0 | 0% |

Student's Initials: _____ **Date:** _____

Initial only after you have had sufficient time to read and understand the information.



Bethesda University
 730 N. Euclid St. Anaheim, CA
 92801 714-683-1212 www.buc.edu

Job Placement Rates (includes data for the two calendar years prior to reporting)

| Calendar Year | Number of Students Who Began Program | Number of Graduates | Graduates Available for Employment | Graduates Employed in the Field | Placement Rate % Employed in the Field |
|---------------|--------------------------------------|---------------------|------------------------------------|---------------------------------|--|
| 2022 | 0 | 0 | 0 | 0 | 0 |
| 2023 | 3 | 0 | 0 | 0 | 0% |

You may obtain from the institution a list of the employment positions determined to be in the field for which a student received education and training.

Gainfully Employed Categories (includes data for the two calendar years prior to reporting)

Part-Time vs. Full-Time Employment

| Calendar Year | Graduate Employed in the Field 20-29 Hours Per Week | Graduates Employed in the Field at Least 30 Hours Per Week | Total Graduates Employed in the Field |
|---------------|---|--|---------------------------------------|
| 2022 | 0 | 0 | 0 |
| 2023 | 0 | 0 | 0 |

Single Position vs. Concurrent Aggregated Position

| Calendar Year | Graduates Employed in the Field in a Single Position | Graduates Employed in the Field in Concurrent Aggregated Positions | Total Graduates Employed in the Field |
|---------------|--|--|---------------------------------------|
| 2022 | 0 | 0 | 0 |
| 2023 | 0 | 0 | 0 |



Bethesda University
730 N. Euclid St. Anaheim, CA
92801 714-683-1212 www.buc.edu

Self-Employed / Freelance Positions

| Calendar Year | Graduates Employed who are Self-Employed or Working Freelance | Total Graduates Employed in the Field |
|---------------|---|---------------------------------------|
| 2022 | 0 | 0 |
| 2023 | 0 | 0 |

Institutional Employment

| Calendar Year | Graduates Employed in the Field who are Employed by the Institution, an Employer Owned by the Institution, or an Employer who Shares Ownership with the Institution. | Total Graduates Employed in the Field |
|---------------|--|---------------------------------------|
| 2022 | 0 | 0 |
| 2023 | 0 | 0 |

Student's Initials: _____ **Date:** _____

Initial only after you have had sufficient time to read and understand the information.

IF the majority of graduates from this program obtain jobs in self-employment or freelance work add:

This program may result in freelance or self-employment.

The work available to graduates of this program is usually for freelance or self-employment.

This type of work may not be consistent.

The period of employment can range from one day to weeks to several months.

Hours worked in a day or week may be more or less than the traditional 8 hour work day or 40 hour work week.

You can expect to spend unpaid time expanding your networks, advertising, promoting your services, or honing your skills.

Once graduates begin to work freelance or are self-employed, they will be asked to provide documentation that they are employed as such so that they may be counted as placed for our job placement records.

Students initialing this disclosure understand that either a majority or all of this school's graduates are employed in this manner and understand what comprises this work style.

Student's Initials: _____ **Date:** _____

Only initial after you have had sufficient time to read and understand the information.



License Examination Passage Rates (includes data for the two calendar years prior to reporting)

This Program doesn't lead to state licensure.

| Calendar Year | Number of Graduates in Calendar Year | Number of Graduates Taking Exam | Number Who Passed First Available Exam | Number Who Failed First Available Exam | Passage Rate |
|---------------|--------------------------------------|---------------------------------|--|--|--------------|
| 2022 | 0 | 0 | 0 | 0 | 0 |
| 2023 | 0 | 0 | 0 | 0 | 0 |

Licensure examination passage data is not available from the state agency administering the examination. We are unable to collect data from graduates.

Student's Initials: _____ Date: _____

Initial only after you have had sufficient time to read and understand the information.....

Salary and Wage Information (includes data for the two calendar years prior to reporting)

Annual salary and wages reported for graduates employed in the field.

| Calendar Year | Graduates Available for Employment | Graduates Employed in Field | \$20,001 | \$35,001 | \$40,001 | \$45,001 | No Salary Information Reported |
|---------------|------------------------------------|-----------------------------|---------------|---------------|---------------|---------------|--------------------------------|
| | | | - \$25,000 | - \$40,000 | - \$45,000 | - \$50,000 | |
| 2022 | 0 | 0 | 0 | 0 | 0 | 0 | 0 |
| 2023 | 0 | 0 | 0 | 0 | 0 | 0 | 0 |

A list of sources used to substantiate salary disclosures is available from the school.

Student's Initials: _____ Date: _____

Initial only after you have had sufficient time to read and understand the information.



Bethesda University
730 N. Euclid St. Anaheim, CA
92801 714-683-1212 www.buc.edu

Cost of Educational Program

Total charges for the program for students completing on time in 2022: **\$14,320**

Total charges may be higher for students that do not complete on time.

Total charges for the program for students completing on time in 2023: **\$14,320**

Total charges may be higher for students that do not complete on time.

Student's Initials: _____ **Date:** _____

Initial only after you have had sufficient time to read and understand the information.



Bethesda University
 730 N. Euclid St. Anaheim, CA
 92801 714-683-1212 www.buc.edu

Federal Student Loan Debt

| Calendar Year(s) | Most recent three year cohort default rate, as reported by the United State Department of Education ¹ | The percentage of enrolled students in 2022/23 receiving federal student loans to pay for this program. | The percentage of graduates in 2022/23 who took out federal student loans to pay for this program. | The average amount of federal student loan debt of 2022/23 graduates who took out federal student loans at this institution. |
|-------------------------|---|--|---|---|
| 2022 | 0% | 0% | 0% | \$7420.13 |
| 2023 | 0% | 0% | 0% | \$8454.17 |

¹The percentage of students who defaulted on their federal student loans is called the Cohort Default Rate (CDR). It shows the percentage of this school's students who were more than 270 days (9 months) behind on their federal student loans within three years of when the first payment was due. This is the most recent CDR reported by the U.S. Department of Education.

Student's Initials: _____ **Date:** _____

Initial only after you have had sufficient time to read and understand the information.

This fact sheet is filed with the Bureau for Private Postsecondary Education. Regardless of any information you may have relating to completion rates, placement rates, starting salaries, or license exam passage rates, this fact sheet contains the information as calculated pursuant to state law.

Any questions a student may have regarding this fact sheet that have not been satisfactorily answered by the institution may be directed to the Bureau for Private Postsecondary Education at 1747 North Market Blvd, ste.225, Sacramento, CA 95834, www.bppe.ca.gov, toll-free telephone number (888) 370-7589 or by fax (916) 263-1897.

 Student Name - Print

 Student Signature

 Date

 School Official

 Date



Bethesda University
730 N. Euclid St. Anaheim, CA
92801 714-683-1212 www.buc.edu

Definitions

- “Number of Students Who Began the Program” means the number of students who began a program who were scheduled to complete the program within 100% of the published program length within the reporting calendar year and excludes all students who cancelled during the cancellation period.
- “Students Available for Graduation” is the number of students who began the program minus the number of students who have died, been incarcerated, or been called to active military duty.
- “Number of On-time Graduates” is the number of students who completed the program within 100% of the published program length within the reporting calendar year.
- “On-time Completion Rate” is the number of on-time graduates divided by the number of students available for graduation.
- “150% Graduates” is the number of students who completed the program within 150% of the program length (includes on-time graduates).
- “150% Completion Rate” is the number of students who completed the program in the reported calendar year within 150% of the published program length, including on-time graduates, divided by the number of students available for graduation.
- “Graduates Available for Employment” means the number of graduates minus the number of graduates unavailable for employment.
- “Graduates Unavailable for Employment” means the graduates who, after graduation, die, become incarcerated, are called to active military duty, are international students that leave the United States or do not have a visa allowing employment in the United States, or are continuing their education in an accredited or bureau-approved postsecondary institution.
- “Graduates Employed in the Field” means graduates who beginning within six months after a student completes the applicable educational program are gainfully employed, whose employment has been reported, and for whom the institution has documented verification of employment. For occupations for which the state requires passing an examination, the six months period begins after the announcement of the examination results for the first examination available after a student completes an applicable educational program.
- “Placement Rate Employed in the Field” is calculated by dividing the number of graduates gainfully employed in the field by the number of graduates available for employment.
- “Number of Graduates Taking Exam” is the number of graduates who took the first available exam in the reported calendar year.



Bethesda University
730 N. Euclid St. Anaheim, CA
92801 714-683-1212 www.buc.edu

- “First Available Exam Date” is the date for the first available exam after a student completed a program.
- “Passage Rate” is calculated by dividing the number of graduates who passed the exam by the number of graduates who took the reported licensing exam.
- “Number Who Passed First Available Exam” is the number of graduates who took and passed the first available licensing exam after completing the program.
- “Salary” is as reported by graduate or graduate’s employer.
- “No Salary Information Reported” is the number of graduates for whom, after making reasonable attempts, the school was not able to obtain salary information.



Bethesda University
730 N. Euclid St. Anaheim, CA
92801 714-683-1212
www.buc.edu

STUDENT'S RIGHT TO CANCEL

1. STUDENT'S RIGHT TO CANCEL (REFUND POLICY)

For the purpose of determining a refund, a student shall be deemed to have withdrawn from a program of instruction when any of the following occurs:

The student notifies Bethesda University of the student's withdrawal or as of the date of the student's withdrawal, whichever is later;

Bethesda University terminates the student's enrollment for failure to maintain satisfactory progress; failure to abide by the rules and regulations of the institution; absences in excess of maximum set forth by the institution; and/or failure to meet financial obligations to Bethesda University.

The student has failed to attend class for three (3) consecutive weeks; and

The student fails to return from a leave of absence.

For the purpose of determining the amount of the refund, the date of the student's withdrawal shall be deemed the last date of recorded attendance. The amount owed equals the daily charge for the program (total institutional charge, minus nonrefundable fees, divided by the number of days in the program), multiplied by the number of days scheduled to attend, prior to withdrawal. For the purpose of determining when the refund must be paid, the student shall be deemed to have withdrawn at the end of three (3) consecutive weeks. If the student has completed more than 60% of the period of attendance for which the student was charged, the tuition is considered earned and the student will receive no refund.

If any portion of the tuition was paid from the proceeds of a loan or third party, the refund shall be sent to the lender, third party or, if appropriate, to the state or federal agency that guaranteed or reinsured the loan. Any amount of the refund in excess of the unpaid balance of the loan shall be first used to repay any student financial aid programs from which the student received benefits, in proportion to the amount of the benefits received, and any remaining amount shall be paid to the student. If the student has received federal student financial aid funds, the student is entitled to a refund of moneys not paid from federal student financial aid program funds.

If the student has received federal student financial aid funds, the student is entitled to a refund of moneys not paid from federal student financial aid program funds.

For distance education students scheduled days is based on a five-day week, which does not include Sunday, or any defined holiday.

Those students who obtain a loan to pay for an educational program, the student will have the responsibility to repay the full amount of the loan plus interest, less the amount of any refund.

If the student is eligible for a loan guaranteed by the federal or state government and the student defaults on the loan, both of the following may occur:

- (1) The federal or state government or a loan guarantee agency may take action against the student, including applying any income tax refund to which the person is entitled to reduce the balance owed on the loan.
- (2) The student may not be eligible for any other federal student financial aid at another institution or other government assistance until the loan is repaid.



Bethesda University
730 N. Euclid St. Anaheim, CA
92801 714-683-1212 www.buc.edu

SCHOOL PERFORMANCE FACT SHEET
CALENDAR YEARS 2022 & 2023

English as a Second Language
Certificate – 1 year

On-Time Completion Rates (Graduation Rates)

Includes data for the two calendar years prior to reporting.

| Calendar Year | Number of Students Who Began the Program | Students Available for Graduation | Number of On-Time Graduates | On-Time Completion Rate |
|----------------------|---|--|------------------------------------|--------------------------------|
| 2022 | 0 | 0 | 0 | 0% |
| 2023 | 0 | 0 | 0 | 0% |

Student's Initials: _____ **Date:** _____

Initial only after you have had sufficient time to read and understand the information.



Bethesda University
730 N. Euclid St. Anaheim, CA
92801 714-683-1212 www.buc.edu

Job Placement Rates (includes data for the two calendar years prior to reporting)

| Calendar Year | Number of Students Who Began Program | Number of Graduates | Graduates Available for Employment | Graduates Employed in the Field | Placement Rate % Employed in the Field |
|---------------|--------------------------------------|---------------------|------------------------------------|---------------------------------|--|
| 2022 | 0 | 0 | 0 | 0 | 0% |
| 2023 | 0 | 0 | 0 | 0 | 0% |

You may obtain from the institution a list of the employment positions determined to be in the field for which a student received education and training.

Gainfully Employed Categories (includes data for the two calendar years prior to reporting)

Part-Time vs. Full-Time Employment

| Calendar Year | Graduate Employed in the Field 20-29 Hours Per Week | Graduates Employed in the Field at Least 30 Hours Per Week | Total Graduates Employed in the Field |
|---------------|---|--|---------------------------------------|
| 2022 | 0 | 0 | 0 |
| 2023 | 0 | 0 | 0 |

Single Position vs. Concurrent Aggregated Position

| Calendar Year | Graduates Employed in the Field in a Single Position | Graduates Employed in the Field in Concurrent Aggregated Positions | Total Graduates Employed in the Field |
|---------------|--|--|---------------------------------------|
| 2022 | 0 | 0 | 0 |
| 2023 | 0 | 0 | 0 |



Self-Employed / Freelance Positions

| Calendar Year | Graduates Employed who are Self-Employed or Working Freelance | Total Graduates Employed in the Field |
|---------------|---|---------------------------------------|
| 2022 | 0 | 0 |
| 2023 | 0 | 0 |

Institutional Employment

| Calendar Year | Graduates Employed in the Field who are Employed by the Institution, an Employer Owned by the Institution, or an Employer who Shares Ownership with the Institution. | Total Graduates Employed in the Field |
|---------------|--|---------------------------------------|
| 2022 | 0 | 0 |
| 2023 | 0 | 0 |

Student's Initials: _____ **Date:** _____

Initial only after you have had sufficient time to read and understand the information.

IF the majority of graduates from this program obtain jobs in self-employment or freelance work add:

This program may result in freelance or self-employment.

The work available to graduates of this program is usually for freelance or self-employment.

This type of work may not be consistent.

The period of employment can range from one day to weeks to several months.

Hours worked in a day or week may be more or less than the traditional 8 hour work day or 40 hour work week.

You can expect to spend unpaid time expanding your networks, advertising, promoting your services, or honing your skills.

Once graduates begin to work freelance or are self-employed, they will be asked to provide documentation that they are employed as such so that they may be counted as placed for our job placement records.

Students initialing this disclosure understand that either a majority or all of this school's graduates are employed in this manner and understand what comprises this work style.

Student's Initials: _____ **Date:** _____

Only initial after you have had sufficient time to read and understand the information.



License Examination Passage Rates (includes data for the two calendar years prior to reporting)

This Program doesn't lead to state licensure.

| Calendar Year | Number of Graduates in Calendar Year | Number of Graduates Taking Exam | Number Who Passed First Available Exam | Number Who Failed First Available Exam | Passage Rate |
|---------------|--------------------------------------|---------------------------------|--|--|--------------|
| 2022 | 0 | 0 | 0 | 0 | 0 |
| 2023 | 0 | 0 | 0 | 0 | 0 |

Licensure examination passage data is not available from the state agency administering the examination. We are unable to collect data from graduates.

Student's Initials: _____ Date: _____

Initial only after you have had sufficient time to read and understand the information.....

Salary and Wage Information (includes data for the two calendar years prior to reporting)

Annual salary and wages reported for graduates employed in the field.

| Calendar Year | Graduates Available for Employment | Graduates Employed in Field | \$20,001 | \$35,001 | \$40,001 | \$45,001 | No Salary Information Reported |
|---------------|------------------------------------|-----------------------------|---------------|---------------|---------------|---------------|--------------------------------|
| | | | - \$25,000 | - \$40,000 | - \$45,000 | - \$50,000 | |
| 2022 | 0 | 0 | 0 | 0 | 0 | 0 | 0 |
| 2023 | 0 | 0 | 0 | 0 | 0 | 0 | 0 |

A list of sources used to substantiate salary disclosures is available from the school.

Student's Initials: _____ Date: _____

Initial only after you have had sufficient time to read and understand the information.



Bethesda University
730 N. Euclid St. Anaheim, CA
92801 714-683-1212 www.buc.edu

Cost of Educational Program

Total charges for the program for students completing on time in 2022: **\$4,200**

Total charges may be higher for students that do not complete on time.

Total charges for the program for students completing on time in 2023: **\$4,200**

Total charges may be higher for students that do not complete on time.

Student's Initials: _____ **Date:** _____

Initial only after you have had sufficient time to read and understand the information.



Bethesda University
 730 N. Euclid St. Anaheim, CA
 92801 714-683-1212 www.buc.edu

Federal Student Loan Debt

| Calendar Year(s) | Most recent three year cohort default rate, as reported by the United State Department of Education ¹ | The percentage of enrolled students in 2022/23 receiving federal student loans to pay for this program. | The percentage of graduates in 2022/23 who took out federal student loans to pay for this program. | The average amount of federal student loan debt of 2022/23 graduates who took out federal student loans at this institution. |
|------------------|--|---|--|--|
| 2022 | 0% | 0% | 0% | \$7420.13 |
| 2023 | 0% | 0% | 0% | \$8454.17 |

¹The percentage of students who defaulted on their federal student loans is called the Cohort Default Rate (CDR). It shows the percentage of this school's students who were more than 270 days (9 months) behind on their federal student loans within three years of when the first payment was due. This is the most recent CDR reported by the U.S. Department of Education.

Student's Initials: _____ **Date:** _____

Initial only after you have had sufficient time to read and understand the information.

This fact sheet is filed with the Bureau for Private Postsecondary Education. Regardless of any information you may have relating to completion rates, placement rates, starting salaries, or license exam passage rates, this fact sheet contains the information as calculated pursuant to state law.

Any questions a student may have regarding this fact sheet that have not been satisfactorily answered by the institution may be directed to the Bureau for Private Postsecondary Education at 1747 North Market Blvd, ste.225, Sacramento, CA 95834, www.bppe.ca.gov, toll-free telephone number (888) 370-7589 or by fax (916) 263-1897.

 Student Name - Print

 Student Signature

 Date

 School Official

 Date



Bethesda University
730 N. Euclid St. Anaheim, CA
92801 714-683-1212 www.buc.edu

Definitions

- “Number of Students Who Began the Program” means the number of students who began a program who were scheduled to complete the program within 100% of the published program length within the reporting calendar year and excludes all students who cancelled during the cancellation period.
- “Students Available for Graduation” is the number of students who began the program minus the number of students who have died, been incarcerated, or been called to active military duty.
- “Number of On-time Graduates” is the number of students who completed the program within 100% of the published program length within the reporting calendar year.
- “On-time Completion Rate” is the number of on-time graduates divided by the number of students available for graduation.
- “150% Graduates” is the number of students who completed the program within 150% of the program length (includes on-time graduates).
- “150% Completion Rate” is the number of students who completed the program in the reported calendar year within 150% of the published program length, including on-time graduates, divided by the number of students available for graduation.
- “Graduates Available for Employment” means the number of graduates minus the number of graduates unavailable for employment.
- “Graduates Unavailable for Employment” means the graduates who, after graduation, die, become incarcerated, are called to active military duty, are international students that leave the United States or do not have a visa allowing employment in the United States, or are continuing their education in an accredited or bureau-approved postsecondary institution.
- “Graduates Employed in the Field” means graduates who beginning within six months after a student completes the applicable educational program are gainfully employed, whose employment has been reported, and for whom the institution has documented verification of employment. For occupations for which the state requires passing an examination, the six months period begins after the announcement of the examination results for the first examination available after a student completes an applicable educational program.
- “Placement Rate Employed in the Field” is calculated by dividing the number of graduates gainfully employed in the field by the number of graduates available for employment.
- “Number of Graduates Taking Exam” is the number of graduates who took the first available exam in the reported calendar year.



Bethesda University
730 N. Euclid St. Anaheim, CA
92801 714-683-1212 www.buc.edu

- “First Available Exam Date” is the date for the first available exam after a student completed a program.
- “Passage Rate” is calculated by dividing the number of graduates who passed the exam by the number of graduates who took the reported licensing exam.
- “Number Who Passed First Available Exam” is the number of graduates who took and passed the first available licensing exam after completing the program.
- “Salary” is as reported by graduate or graduate’s employer.
- “No Salary Information Reported” is the number of graduates for whom, after making reasonable attempts, the school was not able to obtain salary information.



Bethesda University
730 N. Euclid St. Anaheim, CA
92801 714-683-1212
www.buc.edu

STUDENT'S RIGHT TO CANCEL

1. STUDENT'S RIGHT TO CANCEL (REFUND POLICY)

For the purpose of determining a refund, a student shall be deemed to have withdrawn from a program of instruction when any of the following occurs:

The student notifies Bethesda University of the student's withdrawal or as of the date of the student's withdrawal, whichever is later;

Bethesda University terminates the student's enrollment for failure to maintain satisfactory progress; failure to abide by the rules and regulations of the institution; absences in excess of maximum set forth by the institution; and/or failure to meet financial obligations to Bethesda University.

The student has failed to attend class for three (3) consecutive weeks; and

The student fails to return from a leave of absence.

For the purpose of determining the amount of the refund, the date of the student's withdrawal shall be deemed the last date of recorded attendance. The amount owed equals the daily charge for the program (total institutional charge, minus nonrefundable fees, divided by the number of days in the program), multiplied by the number of days scheduled to attend, prior to withdrawal. For the purpose of determining when the refund must be paid, the student shall be deemed to have withdrawn at the end of three (3) consecutive weeks. If the student has completed more than 60% of the period of attendance for which the student was charged, the tuition is considered earned and the student will receive no refund.

If any portion of the tuition was paid from the proceeds of a loan or third party, the refund shall be sent to the lender, third party or, if appropriate, to the state or federal agency that guaranteed or reinsured the loan. Any amount of the refund in excess of the unpaid balance of the loan shall be first used to repay any student financial aid programs from which the student received benefits, in proportion to the amount of the benefits received, and any remaining amount shall be paid to the student. If the student has received federal student financial aid funds, the student is entitled to a refund of moneys not paid from federal student financial aid program funds.

If the student has received federal student financial aid funds, the student is entitled to a refund of moneys not paid from federal student financial aid program funds.

For distance education students scheduled days is based on a five-day week, which does not include Sunday, or any defined holiday.

Those students who obtain a loan to pay for an educational program, the student will have the responsibility to repay the full amount of the loan plus interest, less the amount of any refund.

If the student is eligible for a loan guaranteed by the federal or state government and the student defaults on the loan, both of the following may occur:

- (1) The federal or state government or a loan guarantee agency may take action against the student, including applying any income tax refund to which the person is entitled to reduce the balance owed on the loan.
- (2) The student may not be eligible for any other federal student financial aid at another institution or other government assistance until the loan is repaid.



Bethesda University
730 N. Euclid St. Anaheim, CA
92801 714-683-1212 www.buc.edu

SCHOOL PERFORMANCE FACT SHEET
CALENDAR YEARS 2022 & 2023

Fourth Dimensional Spiritual Training
Certificate – 3 months

On-Time Completion Rates (Graduation Rates)

Includes data for the two calendar years prior to reporting.

| Calendar Year | Number of Students Who Began the Program | Students Available for Graduation | Number of On-Time Graduates | On-Time Completion Rate |
|----------------------|---|--|------------------------------------|--------------------------------|
| 2022 | 0 | 0 | 0 | 0% |
| 2023 | 0 | 0 | 0 | 0% |

Student's Initials: _____ **Date:** _____

Initial only after you have had sufficient time to read and understand the information.



Bethesda University
730 N. Euclid St. Anaheim, CA
92801 714-683-1212 www.buc.edu

Job Placement Rates (includes data for the two calendar years prior to reporting)

| Calendar Year | Number of Students Who Began Program | Number of Graduates | Graduates Available for Employment | Graduates Employed in the Field | Placement Rate % Employed in the Field |
|---------------|--------------------------------------|---------------------|------------------------------------|---------------------------------|--|
| 2022 | 0 | 0 | 0 | 0 | 0% |
| 2023 | 0 | 0 | 0 | 0 | 0% |

You may obtain from the institution a list of the employment positions determined to be in the field for which a student received education and training.

Gainfully Employed Categories (includes data for the two calendar years prior to reporting)

Part-Time vs. Full-Time Employment

| Calendar Year | Graduate Employed in the Field 20-29 Hours Per Week | Graduates Employed in the Field at Least 30 Hours Per Week | Total Graduates Employed in the Field |
|---------------|---|--|---------------------------------------|
| 2022 | 0 | 0 | 0 |
| 2023 | 0 | 0 | 0 |

Single Position vs. Concurrent Aggregated Position

| Calendar Year | Graduates Employed in the Field in a Single Position | Graduates Employed in the Field in Concurrent Aggregated Positions | Total Graduates Employed in the Field |
|---------------|--|--|---------------------------------------|
| 2022 | 0 | 0 | 0 |
| 2023 | 0 | 0 | 0 |



Bethesda University
730 N. Euclid St. Anaheim, CA
92801 714-683-1212 www.buc.edu

Self-Employed / Freelance Positions

| Calendar Year | Graduates Employed who are Self-Employed or Working Freelance | Total Graduates Employed in the Field |
|---------------|---|---------------------------------------|
| 2022 | 0 | 0 |
| 2023 | 0 | 0 |

Institutional Employment

| Calendar Year | Graduates Employed in the Field who are Employed by the Institution, an Employer Owned by the Institution, or an Employer who Shares Ownership with the Institution. | Total Graduates Employed in the Field |
|---------------|--|---------------------------------------|
| 2022 | 0 | 0 |
| 2023 | 0 | 0 |

Student's Initials: _____ **Date:** _____

Initial only after you have had sufficient time to read and understand the information.

IF the majority of graduates from this program obtain jobs in self-employment or freelance work add:

This program may result in freelance or self-employment.

The work available to graduates of this program is usually for freelance or self-employment.

This type of work may not be consistent.

The period of employment can range from one day to weeks to several months.

Hours worked in a day or week may be more or less than the traditional 8 hour work day or 40 hour work week.

You can expect to spend unpaid time expanding your networks, advertising, promoting your services, or honing your skills.

Once graduates begin to work freelance or are self-employed, they will be asked to provide documentation that they are employed as such so that they may be counted as placed for our job placement records.

Students initialing this disclosure understand that either a majority or all of this school's graduates are employed in this manner and understand what comprises this work style.

Student's Initials: _____ **Date:** _____

Only initial after you have had sufficient time to read and understand the information.



License Examination Passage Rates (includes data for the two calendar years prior to reporting)

This Program doesn't lead to state licensure.

| Calendar Year | Number of Graduates in Calendar Year | Number of Graduates Taking Exam | Number Who Passed First Available Exam | Number Who Failed First Available Exam | Passage Rate |
|---------------|--------------------------------------|---------------------------------|--|--|--------------|
| 2022 | 0 | 0 | 0 | 0 | 0 |
| 2023 | 0 | 0 | 0 | 0 | 0 |

Licensure examination passage data is not available from the state agency administering the examination. We are unable to collect data from graduates.

Student's Initials: _____ Date: _____

Initial only after you have had sufficient time to read and understand the information.....

Salary and Wage Information (includes data for the two calendar years prior to reporting)

Annual salary and wages reported for graduates employed in the field.

| Calendar Year | Graduates Available for Employment | Graduates Employed in Field | \$20,001 | \$35,001 | \$40,001 | \$45,001 | No Salary Information Reported |
|---------------|------------------------------------|-----------------------------|---------------|---------------|---------------|---------------|--------------------------------|
| | | | - \$25,000 | - \$40,000 | - \$45,000 | - \$50,000 | |
| 2022 | 0 | 0 | 0 | 0 | 0 | 0 | 0 |
| 2023 | 0 | 0 | 0 | 0 | 0 | 0 | 0 |

A list of sources used to substantiate salary disclosures is available from the school.

Student's Initials: _____ Date: _____

Initial only after you have had sufficient time to read and understand the information.



Bethesda University
730 N. Euclid St. Anaheim, CA
92801 714-683-1212 www.buc.edu

Cost of Educational Program

Total charges for the program for students completing on time in 2022: **\$4,200**

Total charges may be higher for students that do not complete on time.

Total charges for the program for students completing on time in 2023: **\$4,200**

Total charges may be higher for students that do not complete on time.

Student's Initials: _____ **Date:** _____

Initial only after you have had sufficient time to read and understand the information.



Bethesda University
 730 N. Euclid St. Anaheim, CA
 92801 714-683-1212 www.buc.edu

Federal Student Loan Debt

| Calendar Year(s) | Most recent three year cohort default rate, as reported by the United State Department of Education ¹ | The percentage of enrolled students in 2022/23 receiving federal student loans to pay for this program. | The percentage of graduates in 2022/23 who took out federal student loans to pay for this program. | The average amount of federal student loan debt of 2022/23 graduates who took out federal student loans at this institution. |
|-------------------------|---|--|---|---|
| 2022 | 0% | 0% | 0% | \$7420.13 |
| 2023 | 0% | 0% | 0% | \$8454.17 |

¹The percentage of students who defaulted on their federal student loans is called the Cohort Default Rate (CDR). It shows the percentage of this school's students who were more than 270 days (9 months) behind on their federal student loans within three years of when the first payment was due. This is the most recent CDR reported by the U.S. Department of Education.

Student's Initials: _____ Date: _____

Initial only after you have had sufficient time to read and understand the information.

This fact sheet is filed with the Bureau for Private Postsecondary Education. Regardless of any information you may have relating to completion rates, placement rates, starting salaries, or license exam passage rates, this fact sheet contains the information as calculated pursuant to state law.

Any questions a student may have regarding this fact sheet that have not been satisfactorily answered by the institution may be directed to the Bureau for Private Postsecondary Education at 1747 North Market Blvd, ste.225, Sacramento, CA 95834, www.bppe.ca.gov, toll-free telephone number (888) 370-7589 or by fax (916) 263-1897.

 Student Name - Print

 Student Signature

 Date

 School Official

 Date



Bethesda University
730 N. Euclid St. Anaheim, CA
92801 714-683-1212 www.buc.edu

Definitions

- “Number of Students Who Began the Program” means the number of students who began a program who were scheduled to complete the program within 100% of the published program length within the reporting calendar year and excludes all students who cancelled during the cancellation period.
- “Students Available for Graduation” is the number of students who began the program minus the number of students who have died, been incarcerated, or been called to active military duty.
- “Number of On-time Graduates” is the number of students who completed the program within 100% of the published program length within the reporting calendar year.
- “On-time Completion Rate” is the number of on-time graduates divided by the number of students available for graduation.
- “150% Graduates” is the number of students who completed the program within 150% of the program length (includes on-time graduates).
- “150% Completion Rate” is the number of students who completed the program in the reported calendar year within 150% of the published program length, including on-time graduates, divided by the number of students available for graduation.
- “Graduates Available for Employment” means the number of graduates minus the number of graduates unavailable for employment.
- “Graduates Unavailable for Employment” means the graduates who, after graduation, die, become incarcerated, are called to active military duty, are international students that leave the United States or do not have a visa allowing employment in the United States, or are continuing their education in an accredited or bureau-approved postsecondary institution.
- “Graduates Employed in the Field” means graduates who beginning within six months after a student completes the applicable educational program are gainfully employed, whose employment has been reported, and for whom the institution has documented verification of employment. For occupations for which the state requires passing an examination, the six months period begins after the announcement of the examination results for the first examination available after a student completes an applicable educational program.
- “Placement Rate Employed in the Field” is calculated by dividing the number of graduates gainfully employed in the field by the number of graduates available for employment.
- “Number of Graduates Taking Exam” is the number of graduates who took the first available exam in the reported calendar year.



Bethesda University
730 N. Euclid St. Anaheim, CA
92801 714-683-1212 www.buc.edu

- “First Available Exam Date” is the date for the first available exam after a student completed a program.
- “Passage Rate” is calculated by dividing the number of graduates who passed the exam by the number of graduates who took the reported licensing exam.
- “Number Who Passed First Available Exam” is the number of graduates who took and passed the first available licensing exam after completing the program.
- “Salary” is as reported by graduate or graduate’s employer.
- “No Salary Information Reported” is the number of graduates for whom, after making reasonable attempts, the school was not able to obtain salary information.



Bethesda University
730 N. Euclid St. Anaheim, CA
92801 714-683-1212
www.buc.edu

STUDENT'S RIGHT TO CANCEL

1. STUDENT'S RIGHT TO CANCEL (REFUND POLICY)

For the purpose of determining a refund, a student shall be deemed to have withdrawn from a program of instruction when any of the following occurs:

The student notifies Bethesda University of the student's withdrawal or as of the date of the student's withdrawal, whichever is later;

Bethesda University terminates the student's enrollment for failure to maintain satisfactory progress; failure to abide by the rules and regulations of the institution; absences in excess of maximum set forth by the institution; and/or failure to meet financial obligations to Bethesda University.

The student has failed to attend class for three (3) consecutive weeks; and

The student fails to return from a leave of absence.

For the purpose of determining the amount of the refund, the date of the student's withdrawal shall be deemed the last date of recorded attendance. The amount owed equals the daily charge for the program (total institutional charge, minus nonrefundable fees, divided by the number of days in the program), multiplied by the number of days scheduled to attend, prior to withdrawal. For the purpose of determining when the refund must be paid, the student shall be deemed to have withdrawn at the end of three (3) consecutive weeks. If the student has completed more than 60% of the period of attendance for which the student was charged, the tuition is considered earned and the student will receive no refund.

If any portion of the tuition was paid from the proceeds of a loan or third party, the refund shall be sent to the lender, third party or, if appropriate, to the state or federal agency that guaranteed or reinsured the loan. Any amount of the refund in excess of the unpaid balance of the loan shall be first used to repay any student financial aid programs from which the student received benefits, in proportion to the amount of the benefits received, and any remaining amount shall be paid to the student. If the student has received federal student financial aid funds, the student is entitled to a refund of moneys not paid from federal student financial aid program funds.

If the student has received federal student financial aid funds, the student is entitled to a refund of moneys not paid from federal student financial aid program funds.

For distance education students scheduled days is based on a five-day week, which does not include Sunday, or any defined holiday.

Those students who obtain a loan to pay for an educational program, the student will have the responsibility to repay the full amount of the loan plus interest, less the amount of any refund.

If the student is eligible for a loan guaranteed by the federal or state government and the student defaults on the loan, both of the following may occur:

- (1) The federal or state government or a loan guarantee agency may take action against the student, including applying any income tax refund to which the person is entitled to reduce the balance owed on the loan.
- (2) The student may not be eligible for any other federal student financial aid at another institution or other government assistance until the loan is repaid.



Bethesda University
730 N. Euclid St. Anaheim, CA
92801 714-683-1212 www.buc.edu

SCHOOL PERFORMANCE FACT SHEET
CALENDAR YEARS 2022 & 2023

Master of Arts in Biblical Studies –
3 years

On-Time Completion Rates (Graduation Rates)

Includes data for the two calendar years prior to reporting.

| Calendar Year | Number of Students Who Began the Program | Students Available for Graduation | Number of On-Time Graduates | On-Time Completion Rate |
|----------------------|---|--|------------------------------------|--------------------------------|
| 2022 | 8 | 8 | 1 | 0.1% |
| 2023 | 5 | 5 | 1 | 20% |

Student's Initials: _____ **Date:** _____

Initial only after you have had sufficient time to read and understand the information.



Bethesda University
730 N. Euclid St. Anaheim, CA
92801 714-683-1212 www.buc.edu

Job Placement Rates (includes data for the two calendar years prior to reporting)

| Calendar Year | Number of Students Who Began Program | Number of Graduates | Graduates Available for Employment | Graduates Employed in the Field | Placement Rate % Employed in the Field |
|---------------|--------------------------------------|---------------------|------------------------------------|---------------------------------|--|
| 2022 | 8 | 1 | 1 | 0 | 0% |
| 2023 | 5 | 1 | 1 | 1 | 100% |

You may obtain from the institution a list of the employment positions determined to be in the field for which a student received education and training.

Gainfully Employed Categories (includes data for the two calendar years prior to reporting)

Part-Time vs. Full-Time Employment

| Calendar Year | Graduate Employed in the Field 20-29 Hours Per Week | Graduates Employed in the Field at Least 30 Hours Per Week | Total Graduates Employed in the Field |
|---------------|---|--|---------------------------------------|
| 2022 | 0 | 0 | 0 |
| 2023 | 0 | 1 | 1 |

Single Position vs. Concurrent Aggregated Position

| Calendar Year | Graduates Employed in the Field in a Single Position | Graduates Employed in the Field in Concurrent Aggregated Positions | Total Graduates Employed in the Field |
|---------------|--|--|---------------------------------------|
| 2022 | 0 | 0 | 0 |
| 2023 | 1 | 0 | 1 |



Self-Employed / Freelance Positions

| Calendar Year | Graduates Employed who are Self-Employed or Working Freelance | Total Graduates Employed in the Field |
|---------------|---|---------------------------------------|
| 2022 | 0 | 0 |
| 2023 | 0 | 0 |

Institutional Employment

| Calendar Year | Graduates Employed in the Field who are Employed by the Institution, an Employer Owned by the Institution, or an Employer who Shares Ownership with the Institution. | Total Graduates Employed in the Field |
|---------------|--|---------------------------------------|
| 2022 | 0 | 0 |
| 2023 | 0 | 0 |

Student's Initials: _____ Date: _____

Initial only after you have had sufficient time to read and understand the information.

IF the majority of graduates from this program obtain jobs in self-employment or freelance work add:

This program may result in freelance or self-employment.

The work available to graduates of this program is usually for freelance or self-employment.

This type of work may not be consistent.

The period of employment can range from one day to weeks to several months.

Hours worked in a day or week may be more or less than the traditional 8 hour work day or 40 hour work week.

You can expect to spend unpaid time expanding your networks, advertising, promoting your services, or honing your skills.

Once graduates begin to work freelance or are self-employed, they will be asked to provide documentation that they are employed as such so that they may be counted as placed for our job placement records.

Students initialing this disclosure understand that either a majority or all of this school's graduates are employed in this manner and understand what comprises this work style.

Student's Initials: _____ Date: _____

Only initial after you have had sufficient time to read and understand the information.



License Examination Passage Rates (includes data for the two calendar years prior to reporting)

This Program doesn't lead to state licensure.

| Calendar Year | Number of Graduates in Calendar Year | Number of Graduates Taking Exam | Number Who Passed First Available Exam | Number Who Failed First Available Exam | Passage Rate |
|---------------|--------------------------------------|---------------------------------|--|--|--------------|
| 2022 | 0 | 0 | 0 | 0 | 0 |
| 2023 | 0 | 0 | 0 | 0 | 0 |

Licensure examination passage data is not available from the state agency administering the examination. We are unable to collect data from graduates.

Student's Initials: _____ Date: _____

Initial only after you have had sufficient time to read and understand the information.....

Salary and Wage Information (includes data for the two calendar years prior to reporting)

Annual salary and wages reported for graduates employed in the field.

| Calendar Year | Graduates Available for Employment | Graduates Employed in Field | \$20,001 | \$35,001 | \$40,001 | \$45,001 | No Salary Information Reported |
|---------------|------------------------------------|-----------------------------|----------|----------|----------|----------|--------------------------------|
| | | | \$25,000 | \$40,000 | \$45,000 | \$50,000 | |
| 2022 | 1 | 1 | 1 | 0 | 0 | 0 | 1 |
| 2023 | 1 | 1 | 0 | 1 | 0 | 0 | 0 |

A list of sources used to substantiate salary disclosures is available from the school.

Student's Initials: _____ Date: _____

Initial only after you have had sufficient time to read and understand the information.



Bethesda University
730 N. Euclid St. Anaheim, CA
92801 714-683-1212 www.buc.edu

Cost of Educational Program

Total charges for the program for students completing on time in 2022: **\$16,560**

Total charges may be higher for students that do not complete on time.

Total charges for the program for students completing on time in 2023: **\$16,560**

Total charges may be higher for students that do not complete on time.

Student's Initials: _____ **Date:** _____

Initial only after you have had sufficient time to read and understand the information.



Bethesda University
 730 N. Euclid St. Anaheim, CA
 92801 714-683-1212 www.buc.edu

Federal Student Loan Debt

| Calendar Year(s) | Most recent three year cohort default rate, as reported by the United State Department of Education ¹ | The percentage of enrolled students in 2022/23 receiving federal student loans to pay for this program. | The percentage of graduates in 2022/23 who took out federal student loans to pay for this program. | The average amount of federal student loan debt of 2022/23 graduates who took out federal student loans at this institution. |
|-------------------------|---|--|---|---|
| 2022 | 0% | 5.56% | 0% | \$7420.13 |
| 2023 | 0% | 2.7% | 100% | \$8454.17 |

¹The percentage of students who defaulted on their federal student loans is called the Cohort Default Rate (CDR). It shows the percentage of this school's students who were more than 270 days (9 months) behind on their federal student loans within three years of when the first payment was due. This is the most recent CDR reported by the U.S. Department of Education.

Student's Initials: _____ Date: _____

Initial only after you have had sufficient time to read and understand the information.

This fact sheet is filed with the Bureau for Private Postsecondary Education. Regardless of any information you may have relating to completion rates, placement rates, starting salaries, or license exam passage rates, this fact sheet contains the information as calculated pursuant to state law.

Any questions a student may have regarding this fact sheet that have not been satisfactorily answered by the institution may be directed to the Bureau for Private Postsecondary Education at 1747 North Market Blvd, ste.225, Sacramento, CA 95834, www.bppe.ca.gov, toll-free telephone number (888) 370-7589 or by fax (916) 263-1897.

 Student Name - Print

 Student Signature

 Date

 School Official

 Date



Bethesda University
730 N. Euclid St. Anaheim, CA
92801 714-683-1212 www.buc.edu

Definitions

- “Number of Students Who Began the Program” means the number of students who began a program who were scheduled to complete the program within 100% of the published program length within the reporting calendar year and excludes all students who cancelled during the cancellation period.
- “Students Available for Graduation” is the number of students who began the program minus the number of students who have died, been incarcerated, or been called to active military duty.
- “Number of On-time Graduates” is the number of students who completed the program within 100% of the published program length within the reporting calendar year.
- “On-time Completion Rate” is the number of on-time graduates divided by the number of students available for graduation.
- “150% Graduates” is the number of students who completed the program within 150% of the program length (includes on-time graduates).
- “150% Completion Rate” is the number of students who completed the program in the reported calendar year within 150% of the published program length, including on-time graduates, divided by the number of students available for graduation.
- “Graduates Available for Employment” means the number of graduates minus the number of graduates unavailable for employment.
- “Graduates Unavailable for Employment” means the graduates who, after graduation, die, become incarcerated, are called to active military duty, are international students that leave the United States or do not have a visa allowing employment in the United States, or are continuing their education in an accredited or bureau-approved postsecondary institution.
- “Graduates Employed in the Field” means graduates who beginning within six months after a student completes the applicable educational program are gainfully employed, whose employment has been reported, and for whom the institution has documented verification of employment. For occupations for which the state requires passing an examination, the six months period begins after the announcement of the examination results for the first examination available after a student completes an applicable educational program.
- “Placement Rate Employed in the Field” is calculated by dividing the number of graduates gainfully employed in the field by the number of graduates available for employment.
- “Number of Graduates Taking Exam” is the number of graduates who took the first available exam in the reported calendar year.



Bethesda University
730 N. Euclid St. Anaheim, CA
92801 714-683-1212 www.buc.edu

- “First Available Exam Date” is the date for the first available exam after a student completed a program.
- “Passage Rate” is calculated by dividing the number of graduates who passed the exam by the number of graduates who took the reported licensing exam.
- “Number Who Passed First Available Exam” is the number of graduates who took and passed the first available licensing exam after completing the program.
- “Salary” is as reported by graduate or graduate’s employer.
- “No Salary Information Reported” is the number of graduates for whom, after making reasonable attempts, the school was not able to obtain salary information.



Bethesda University
730 N. Euclid St. Anaheim, CA
92801 714-683-1212
www.buc.edu

STUDENT'S RIGHT TO CANCEL

1. STUDENT'S RIGHT TO CANCEL (REFUND POLICY)

For the purpose of determining a refund, a student shall be deemed to have withdrawn from a program of instruction when any of the following occurs:

The student notifies Bethesda University of the student's withdrawal or as of the date of the student's withdrawal, whichever is later;

Bethesda University terminates the student's enrollment for failure to maintain satisfactory progress; failure to abide by the rules and regulations of the institution; absences in excess of maximum set forth by the institution; and/or failure to meet financial obligations to Bethesda University.

The student has failed to attend class for three (3) consecutive weeks; and

The student fails to return from a leave of absence.

For the purpose of determining the amount of the refund, the date of the student's withdrawal shall be deemed the last date of recorded attendance. The amount owed equals the daily charge for the program (total institutional charge, minus nonrefundable fees, divided by the number of days in the program), multiplied by the number of days scheduled to attend, prior to withdrawal. For the purpose of determining when the refund must be paid, the student shall be deemed to have withdrawn at the end of three (3) consecutive weeks. If the student has completed more than 60% of the period of attendance for which the student was charged, the tuition is considered earned and the student will receive no refund.

If any portion of the tuition was paid from the proceeds of a loan or third party, the refund shall be sent to the lender, third party or, if appropriate, to the state or federal agency that guaranteed or reinsured the loan. Any amount of the refund in excess of the unpaid balance of the loan shall be first used to repay any student financial aid programs from which the student received benefits, in proportion to the amount of the benefits received, and any remaining amount shall be paid to the student. If the student has received federal student financial aid funds, the student is entitled to a refund of moneys not paid from federal student financial aid program funds.

If the student has received federal student financial aid funds, the student is entitled to a refund of moneys not paid from federal student financial aid program funds.

For distance education students scheduled days is based on a five-day week, which does not include Sunday, or any defined holiday.

Those students who obtain a loan to pay for an educational program, the student will have the responsibility to repay the full amount of the loan plus interest, less the amount of any refund.

If the student is eligible for a loan guaranteed by the federal or state government and the student defaults on the loan, both of the following may occur:

- (1) The federal or state government or a loan guarantee agency may take action against the student, including applying any income tax refund to which the person is entitled to reduce the balance owed on the loan.
- (2) The student may not be eligible for any other federal student financial aid at another institution or other government assistance until the loan is repaid.



Bethesda University
730 N. Euclid St. Anaheim, CA
92801 714-683-1212 www.buc.edu

SCHOOL PERFORMANCE FACT SHEET
CALENDAR YEARS 2022 & 2023

Master of Arts in Music – 3 years

On-Time Completion Rates (Graduation Rates)

Includes data for the two calendar years prior to reporting.

| Calendar Year | Number of Students Who Began the Program | Students Available for Graduation | Number of On-Time Graduates | On-Time Completion Rate |
|----------------------|---|--|------------------------------------|--------------------------------|
| 2022 | 3 | 3 | 1 | 0.3% |
| 2023 | 2 | 2 | 0 | 0% |

Student's Initials: _____ **Date:** _____

Initial only after you have had sufficient time to read and understand the information.



Bethesda University
730 N. Euclid St. Anaheim, CA
92801 714-683-1212 www.buc.edu

Job Placement Rates (includes data for the two calendar years prior to reporting)

| Calendar Year | Number of Students Who Began Program | Number of Graduates | Graduates Available for Employment | Graduates Employed in the Field | Placement Rate % Employed in the Field |
|---------------|--------------------------------------|---------------------|------------------------------------|---------------------------------|--|
| 2022 | 7 | 1 | 0 | 0 | 0% |
| 2023 | 2 | 0 | 0 | 0 | 0% |

You may obtain from the institution a list of the employment positions determined to be in the field for which a student received education and training.

Gainfully Employed Categories (includes data for the two calendar years prior to reporting)

Part-Time vs. Full-Time Employment

| Calendar Year | Graduate Employed in the Field 20-29 Hours Per Week | Graduates Employed in the Field at Least 30 Hours Per Week | Total Graduates Employed in the Field |
|---------------|---|--|---------------------------------------|
| 2022 | 0 | 0 | 0 |
| 2023 | 0 | 0 | 0 |

Single Position vs. Concurrent Aggregated Position

| Calendar Year | Graduates Employed in the Field in a Single Position | Graduates Employed in the Field in Concurrent Aggregated Positions | Total Graduates Employed in the Field |
|---------------|--|--|---------------------------------------|
| 2022 | 0 | 0 | 0 |
| 2023 | 0 | 0 | 0 |



Bethesda University
730 N. Euclid St. Anaheim, CA
92801 714-683-1212 www.buc.edu

Self-Employed / Freelance Positions

| Calendar Year | Graduates Employed who are Self-Employed or Working Freelance | Total Graduates Employed in the Field |
|---------------|---|---------------------------------------|
| 2022 | 0 | 0 |
| 2023 | 0 | 0 |

Institutional Employment

| Calendar Year | Graduates Employed in the Field who are Employed by the Institution, an Employer Owned by the Institution, or an Employer who Shares Ownership with the Institution. | Total Graduates Employed in the Field |
|---------------|--|---------------------------------------|
| 2022 | 0 | 0 |
| 2023 | 0 | 0 |

Student's Initials: _____ **Date:** _____

Initial only after you have had sufficient time to read and understand the information.

IF the majority of graduates from this program obtain jobs in self-employment or freelance work add:

This program may result in freelance or self-employment.

The work available to graduates of this program is usually for freelance or self-employment.

This type of work may not be consistent.

The period of employment can range from one day to weeks to several months.

Hours worked in a day or week may be more or less than the traditional 8 hour work day or 40 hour work week.

You can expect to spend unpaid time expanding your networks, advertising, promoting your services, or honing your skills.

Once graduates begin to work freelance or are self-employed, they will be asked to provide documentation that they are employed as such so that they may be counted as placed for our job placement records.

Students initialing this disclosure understand that either a majority or all of this school's graduates are employed in this manner and understand what comprises this work style.

Student's Initials: _____ **Date:** _____

Only initial after you have had sufficient time to read and understand the information.



License Examination Passage Rates (includes data for the two calendar years prior to reporting)

This Program doesn't lead to state licensure.

| Calendar Year | Number of Graduates in Calendar Year | Number of Graduates Taking Exam | Number Who Passed First Available Exam | Number Who Failed First Available Exam | Passage Rate |
|---------------|--------------------------------------|---------------------------------|--|--|--------------|
| 2022 | 0 | 0 | 0 | 0 | 0 |
| 2023 | 0 | 0 | 0 | 0 | 0 |

Licensure examination passage data is not available from the state agency administering the examination. We are unable to collect data from graduates.

Student's Initials: _____ Date: _____

Initial only after you have had sufficient time to read and understand the information.

Salary and Wage Information (includes data for the two calendar years prior to reporting)

Annual salary and wages reported for graduates employed in the field.

| Calendar Year | Graduates Available for Employment | Graduates Employed in Field | \$20,001 | \$35,001 | \$40,001 | \$45,001 | No Salary Information Reported |
|---------------|------------------------------------|-----------------------------|---------------|---------------|---------------|---------------|--------------------------------|
| | | | - \$25,000 | - \$40,000 | - \$45,000 | - \$50,000 | |
| 2022 | 0 | 0 | 0 | 0 | 0 | 0 | 0 |
| 2023 | 0 | 0 | 0 | 0 | 0 | 0 | 0 |

A list of sources used to substantiate salary disclosures is available from the school.

Student's Initials: _____ Date: _____

Initial only after you have had sufficient time to read and understand the information.



Bethesda University
730 N. Euclid St. Anaheim, CA
92801 714-683-1212 www.buc.edu

Cost of Educational Program

Total charges for the program for students completing on time in 2022: **\$13,860**

Total charges may be higher for students that do not complete on time.

Total charges for the program for students completing on time in 2023: **\$13,860**

Total charges may be higher for students that do not complete on time.

Student's Initials: _____ **Date:** _____

Initial only after you have had sufficient time to read and understand the information.



Bethesda University
 730 N. Euclid St. Anaheim, CA
 92801 714-683-1212 www.buc.edu

Federal Student Loan Debt

| Calendar Year(s) | Most recent three year cohort default rate, as reported by the United State Department of Education ¹ | The percentage of enrolled students in 2022/23 receiving federal student loans to pay for this program. | The percentage of graduates in 2022/23 who took out federal student loans to pay for this program. | The average amount of federal student loan debt of 2022/23 graduates who took out federal student loans at this institution. |
|------------------|--|---|--|--|
| 2022 | 0% | 50% | 0% | \$7420.13 |
| 2023 | 0% | 0% | 0% | \$8454.17 |

¹The percentage of students who defaulted on their federal student loans is called the Cohort Default Rate (CDR). It shows the percentage of this school's students who were more than 270 days (9 months) behind on their federal student loans within three years of when the first payment was due. This is the most recent CDR reported by the U.S. Department of Education.

Student's Initials: _____ **Date:** _____

Initial only after you have had sufficient time to read and understand the information.

This fact sheet is filed with the Bureau for Private Postsecondary Education. Regardless of any information you may have relating to completion rates, placement rates, starting salaries, or license exam passage rates, this fact sheet contains the information as calculated pursuant to state law.

Any questions a student may have regarding this fact sheet that have not been satisfactorily answered by the institution may be directed to the Bureau for Private Postsecondary Education at 1747 North Market Blvd, ste.225, Sacramento, CA 95834, www.bppe.ca.gov, toll-free telephone number (888) 370-7589 or by fax (916) 263-1897.

 Student Name - Print

 Student Signature

 Date

 School Official

 Date



Bethesda University
730 N. Euclid St. Anaheim, CA
92801 714-683-1212 www.buc.edu

Definitions

- “Number of Students Who Began the Program” means the number of students who began a program who were scheduled to complete the program within 100% of the published program length within the reporting calendar year and excludes all students who cancelled during the cancellation period.
- “Students Available for Graduation” is the number of students who began the program minus the number of students who have died, been incarcerated, or been called to active military duty.
- “Number of On-time Graduates” is the number of students who completed the program within 100% of the published program length within the reporting calendar year.
- “On-time Completion Rate” is the number of on-time graduates divided by the number of students available for graduation.
- “150% Graduates” is the number of students who completed the program within 150% of the program length (includes on-time graduates).
- “150% Completion Rate” is the number of students who completed the program in the reported calendar year within 150% of the published program length, including on-time graduates, divided by the number of students available for graduation.
- “Graduates Available for Employment” means the number of graduates minus the number of graduates unavailable for employment.
- “Graduates Unavailable for Employment” means the graduates who, after graduation, die, become incarcerated, are called to active military duty, are international students that leave the United States or do not have a visa allowing employment in the United States, or are continuing their education in an accredited or bureau-approved postsecondary institution.
- “Graduates Employed in the Field” means graduates who beginning within six months after a student completes the applicable educational program are gainfully employed, whose employment has been reported, and for whom the institution has documented verification of employment. For occupations for which the state requires passing an examination, the six months period begins after the announcement of the examination results for the first examination available after a student completes an applicable educational program.
- “Placement Rate Employed in the Field” is calculated by dividing the number of graduates gainfully employed in the field by the number of graduates available for employment.
- “Number of Graduates Taking Exam” is the number of graduates who took the first available exam in the reported calendar year.



Bethesda University
730 N. Euclid St. Anaheim, CA
92801 714-683-1212 www.buc.edu

- “First Available Exam Date” is the date for the first available exam after a student completed a program.
- “Passage Rate” is calculated by dividing the number of graduates who passed the exam by the number of graduates who took the reported licensing exam.
- “Number Who Passed First Available Exam” is the number of graduates who took and passed the first available licensing exam after completing the program.
- “Salary” is as reported by graduate or graduate’s employer.
- “No Salary Information Reported” is the number of graduates for whom, after making reasonable attempts, the school was not able to obtain salary information.



Bethesda University
730 N. Euclid St. Anaheim, CA
92801 714-683-1212
www.buc.edu

STUDENT'S RIGHT TO CANCEL

1. STUDENT'S RIGHT TO CANCEL (REFUND POLICY)

For the purpose of determining a refund, a student shall be deemed to have withdrawn from a program of instruction when any of the following occurs:

The student notifies Bethesda University of the student's withdrawal or as of the date of the student's withdrawal, whichever is later;

Bethesda University terminates the student's enrollment for failure to maintain satisfactory progress; failure to abide by the rules and regulations of the institution; absences in excess of maximum set forth by the institution; and/or failure to meet financial obligations to Bethesda University.

The student has failed to attend class for three (3) consecutive weeks; and

The student fails to return from a leave of absence.

For the purpose of determining the amount of the refund, the date of the student's withdrawal shall be deemed the last date of recorded attendance. The amount owed equals the daily charge for the program (total institutional charge, minus nonrefundable fees, divided by the number of days in the program), multiplied by the number of days scheduled to attend, prior to withdrawal. For the purpose of determining when the refund must be paid, the student shall be deemed to have withdrawn at the end of three (3) consecutive weeks. If the student has completed more than 60% of the period of attendance for which the student was charged, the tuition is considered earned and the student will receive no refund.

If any portion of the tuition was paid from the proceeds of a loan or third party, the refund shall be sent to the lender, third party or, if appropriate, to the state or federal agency that guaranteed or reinsured the loan. Any amount of the refund in excess of the unpaid balance of the loan shall be first used to repay any student financial aid programs from which the student received benefits, in proportion to the amount of the benefits received, and any remaining amount shall be paid to the student. If the student has received federal student financial aid funds, the student is entitled to a refund of moneys not paid from federal student financial aid program funds.

If the student has received federal student financial aid funds, the student is entitled to a refund of moneys not paid from federal student financial aid program funds.

For distance education students scheduled days is based on a five-day week, which does not include Sunday, or any defined holiday.

Those students who obtain a loan to pay for an educational program, the student will have the responsibility to repay the full amount of the loan plus interest, less the amount of any refund.

If the student is eligible for a loan guaranteed by the federal or state government and the student defaults on the loan, both of the following may occur:

- (1) The federal or state government or a loan guarantee agency may take action against the student, including applying any income tax refund to which the person is entitled to reduce the balance owed on the loan.
- (2) The student may not be eligible for any other federal student financial aid at another institution or other government assistance until the loan is repaid.



Bethesda University
730 N. Euclid St. Anaheim, CA
92801 714-683-1212 www.buc.edu

SCHOOL PERFORMANCE FACT SHEET
CALENDAR YEARS 2022 & 2023

Master of Business Administration –
2 years

On-Time Completion Rates (Graduation Rates)

Includes data for the two calendar years prior to reporting.

| Calendar Year | Number of Students Who Began the Program | Students Available for Graduation | Number of On-Time Graduates | On-Time Completion Rate |
|----------------------|---|--|------------------------------------|--------------------------------|
| 2022 | 37 | 37 | 24 | 64% |
| 2023 | 24 | 24 | 17 | 70.8% |

Student's Initials: _____ **Date:** _____

Initial only after you have had sufficient time to read and understand the information.



Bethesda University
730 N. Euclid St. Anaheim, CA
92801 714-683-1212 www.buc.edu

Job Placement Rates (includes data for the two calendar years prior to reporting)

| Calendar Year | Number of Students Who Began Program | Number of Graduates | Graduates Available for Employment | Graduates Employed in the Field | Placement Rate % Employed in the Field |
|---------------|--------------------------------------|---------------------|------------------------------------|---------------------------------|--|
| 2022 | 37 | 24 | 3 | 0 | 0% |
| 2023 | 24 | 17 | 3 | 0 | 0% |

You may obtain from the institution a list of the employment positions determined to be in the field for which a student received education and training.

Gainfully Employed Categories (includes data for the two calendar years prior to reporting)

Part-Time vs. Full-Time Employment

| Calendar Year | Graduate Employed in the Field 20-29 Hours Per Week | Graduates Employed in the Field at Least 30 Hours Per Week | Total Graduates Employed in the Field |
|---------------|---|--|---------------------------------------|
| 2022 | 0 | 0 | 0 |
| 2023 | 0 | 0 | 0 |

Single Position vs. Concurrent Aggregated Position

| Calendar Year | Graduates Employed in the Field in a Single Position | Graduates Employed in the Field in Concurrent Aggregated Positions | Total Graduates Employed in the Field |
|---------------|--|--|---------------------------------------|
| 2022 | 0 | 0 | 0 |
| 2023 | 0 | 0 | 0 |



Bethesda University
730 N. Euclid St. Anaheim, CA
92801 714-683-1212 www.buc.edu

Self-Employed / Freelance Positions

| Calendar Year | Graduates Employed who are Self-Employed or Working Freelance | Total Graduates Employed in the Field |
|---------------|---|---------------------------------------|
| 2022 | 0 | 0 |
| 2023 | 0 | 0 |

Institutional Employment

| Calendar Year | Graduates Employed in the Field who are Employed by the Institution, an Employer Owned by the Institution, or an Employer who Shares Ownership with the Institution. | Total Graduates Employed in the Field |
|---------------|--|---------------------------------------|
| 2022 | 0 | 0 |
| 2023 | 0 | 0 |

Student's Initials: _____ **Date:** _____

Initial only after you have had sufficient time to read and understand the information.

IF the majority of graduates from this program obtain jobs in self-employment or freelance work add:

This program may result in freelance or self-employment.

The work available to graduates of this program is usually for freelance or self-employment.

This type of work may not be consistent.

The period of employment can range from one day to weeks to several months.

Hours worked in a day or week may be more or less than the traditional 8 hour work day or 40 hour work week.

You can expect to spend unpaid time expanding your networks, advertising, promoting your services, or honing your skills.

Once graduates begin to work freelance or are self-employed, they will be asked to provide documentation that they are employed as such so that they may be counted as placed for our job placement records.

Students initialing this disclosure understand that either a majority or all of this school's graduates are employed in this manner and understand what comprises this work style.

Student's Initials: _____ **Date:** _____

Only initial after you have had sufficient time to read and understand the information.



License Examination Passage Rates (includes data for the two calendar years prior to reporting)

This Program doesn't lead to state licensure.

| Calendar Year | Number of Graduates in Calendar Year | Number of Graduates Taking Exam | Number Who Passed First Available Exam | Number Who Failed First Available Exam | Passage Rate |
|---------------|--------------------------------------|---------------------------------|--|--|--------------|
| 2022 | 0 | 0 | 0 | 0 | 0 |
| 2023 | 0 | 0 | 0 | 0 | 0 |

Licensure examination passage data is not available from the state agency administering the examination. We are unable to collect data from graduates.

Student's Initials: _____ Date: _____

Initial only after you have had sufficient time to read and understand the information.....

Salary and Wage Information (includes data for the two calendar years prior to reporting)

Annual salary and wages reported for graduates employed in the field.

| Calendar Year | Graduates Available for Employment | Graduates Employed in Field | \$20,001 | \$35,001 | \$40,001 | \$45,001 | No Salary Information Reported |
|---------------|------------------------------------|-----------------------------|---------------|---------------|---------------|---------------|--------------------------------|
| | | | - \$25,000 | - \$40,000 | - \$45,000 | - \$50,000 | |
| 2022 | 3 | 0 | 0 | 0 | 0 | 0 | 3 |
| 2023 | 3 | 0 | 0 | 0 | 0 | 0 | 0 |

A list of sources used to substantiate salary disclosures is available from the school.

Student's Initials: _____ Date: _____

Initial only after you have had sufficient time to read and understand the information.



Bethesda University
730 N. Euclid St. Anaheim, CA
92801 714-683-1212 www.buc.edu

Cost of Educational Program

Total charges for the program for students completing on time in 2022: **\$15,425 (\$15,875 – International)**

Total charges may be higher for students that do not complete on time.

Total charges for the program for students completing on time in 2023: **\$15,425 (\$15,875 – International)**

Total charges may be higher for students that do not complete on time.

Student's Initials: _____ **Date:** _____

Initial only after you have had sufficient time to read and understand the information.



Bethesda University
 730 N. Euclid St. Anaheim, CA
 92801 714-683-1212 www.buc.edu

Federal Student Loan Debt

| Calendar Year(s) | Most recent three year cohort default rate, as reported by the United State Department of Education ¹ | The percentage of enrolled students in 2022/23 receiving federal student loans to pay for this program. | The percentage of graduates in 2022/23 who took out federal student loans to pay for this program. | The average amount of federal student loan debt of 2022/23 graduates who took out federal student loans at this institution. |
|-------------------------|---|--|---|---|
| 2022 | 0% | 21.28% | 10% | \$7420.13 |
| 2023 | 0% | 3.5% | 5.8% | \$8454.17 |

¹The percentage of students who defaulted on their federal student loans is called the Cohort Default Rate (CDR). It shows the percentage of this school's students who were more than 270 days (9 months) behind on their federal student loans within three years of when the first payment was due. This is the most recent CDR reported by the U.S. Department of Education.

Student's Initials: _____ Date: _____

Initial only after you have had sufficient time to read and understand the information.

This fact sheet is filed with the Bureau for Private Postsecondary Education. Regardless of any information you may have relating to completion rates, placement rates, starting salaries, or license exam passage rates, this fact sheet contains the information as calculated pursuant to state law.

Any questions a student may have regarding this fact sheet that have not been satisfactorily answered by the institution may be directed to the Bureau for Private Postsecondary Education at 1747 North Market Blvd, ste.225, Sacramento, CA 95834, www.bppe.ca.gov, toll-free telephone number (888) 370-7589 or by fax (916) 263-1897.

 Student Name - Print

 Student Signature

 Date

 School Official

 Date



Bethesda University
730 N. Euclid St. Anaheim, CA
92801 714-683-1212 www.buc.edu

Definitions

- “Number of Students Who Began the Program” means the number of students who began a program who were scheduled to complete the program within 100% of the published program length within the reporting calendar year and excludes all students who cancelled during the cancellation period.
- “Students Available for Graduation” is the number of students who began the program minus the number of students who have died, been incarcerated, or been called to active military duty.
- “Number of On-time Graduates” is the number of students who completed the program within 100% of the published program length within the reporting calendar year.
- “On-time Completion Rate” is the number of on-time graduates divided by the number of students available for graduation.
- “150% Graduates” is the number of students who completed the program within 150% of the program length (includes on-time graduates).
- “150% Completion Rate” is the number of students who completed the program in the reported calendar year within 150% of the published program length, including on-time graduates, divided by the number of students available for graduation.
- “Graduates Available for Employment” means the number of graduates minus the number of graduates unavailable for employment.
- “Graduates Unavailable for Employment” means the graduates who, after graduation, die, become incarcerated, are called to active military duty, are international students that leave the United States or do not have a visa allowing employment in the United States, or are continuing their education in an accredited or bureau-approved postsecondary institution.
- “Graduates Employed in the Field” means graduates who beginning within six months after a student completes the applicable educational program are gainfully employed, whose employment has been reported, and for whom the institution has documented verification of employment. For occupations for which the state requires passing an examination, the six months period begins after the announcement of the examination results for the first examination available after a student completes an applicable educational program.
- “Placement Rate Employed in the Field” is calculated by dividing the number of graduates gainfully employed in the field by the number of graduates available for employment.
- “Number of Graduates Taking Exam” is the number of graduates who took the first available exam in the reported calendar year.



Bethesda University
730 N. Euclid St. Anaheim, CA
92801 714-683-1212 www.buc.edu

- “First Available Exam Date” is the date for the first available exam after a student completed a program.
- “Passage Rate” is calculated by dividing the number of graduates who passed the exam by the number of graduates who took the reported licensing exam.
- “Number Who Passed First Available Exam” is the number of graduates who took and passed the first available licensing exam after completing the program.
- “Salary” is as reported by graduate or graduate’s employer.
- “No Salary Information Reported” is the number of graduates for whom, after making reasonable attempts, the school was not able to obtain salary information.



Bethesda University
730 N. Euclid St. Anaheim, CA
92801 714-683-1212
www.buc.edu

STUDENT'S RIGHT TO CANCEL

1. STUDENT'S RIGHT TO CANCEL (REFUND POLICY)

For the purpose of determining a refund, a student shall be deemed to have withdrawn from a program of instruction when any of the following occurs:

The student notifies Bethesda University of the student's withdrawal or as of the date of the student's withdrawal, whichever is later;

Bethesda University terminates the student's enrollment for failure to maintain satisfactory progress; failure to abide by the rules and regulations of the institution; absences in excess of maximum set forth by the institution; and/or failure to meet financial obligations to Bethesda University.

The student has failed to attend class for three (3) consecutive weeks; and

The student fails to return from a leave of absence.

For the purpose of determining the amount of the refund, the date of the student's withdrawal shall be deemed the last date of recorded attendance. The amount owed equals the daily charge for the program (total institutional charge, minus nonrefundable fees, divided by the number of days in the program), multiplied by the number of days scheduled to attend, prior to withdrawal. For the purpose of determining when the refund must be paid, the student shall be deemed to have withdrawn at the end of three (3) consecutive weeks. If the student has completed more than 60% of the period of attendance for which the student was charged, the tuition is considered earned and the student will receive no refund.

If any portion of the tuition was paid from the proceeds of a loan or third party, the refund shall be sent to the lender, third party or, if appropriate, to the state or federal agency that guaranteed or reinsured the loan. Any amount of the refund in excess of the unpaid balance of the loan shall be first used to repay any student financial aid programs from which the student received benefits, in proportion to the amount of the benefits received, and any remaining amount shall be paid to the student. If the student has received federal student financial aid funds, the student is entitled to a refund of moneys not paid from federal student financial aid program funds.

If the student has received federal student financial aid funds, the student is entitled to a refund of moneys not paid from federal student financial aid program funds.

For distance education students scheduled days is based on a five-day week, which does not include Sunday, or any defined holiday.

Those students who obtain a loan to pay for an educational program, the student will have the responsibility to repay the full amount of the loan plus interest, less the amount of any refund.

If the student is eligible for a loan guaranteed by the federal or state government and the student defaults on the loan, both of the following may occur:

- (1) The federal or state government or a loan guarantee agency may take action against the student, including applying any income tax refund to which the person is entitled to reduce the balance owed on the loan.
- (2) The student may not be eligible for any other federal student financial aid at another institution or other government assistance until the loan is repaid.



Bethesda University
730 N. Euclid St. Anaheim, CA
92801 714-683-1212 www.buc.edu

SCHOOL PERFORMANCE FACT SHEET
CALENDAR YEARS 2022 & 2023

Master of Divinity – 4 years

On-Time Completion Rates (Graduation Rates)

Includes data for the two calendar years prior to reporting.

| Calendar Year | Number of Students Who Began the Program | Students Available for Graduation | Number of On-Time Graduates | On-Time Completion Rate |
|----------------------|---|--|------------------------------------|--------------------------------|
| 2022 | 16 | 16 | 8 | 50% |
| 2023 | 5 | 5 | 2 | 40% |

Student's Initials: _____ **Date:** _____

Initial only after you have had sufficient time to read and understand the information.



Bethesda University
730 N. Euclid St. Anaheim, CA
92801 714-683-1212 www.buc.edu

Job Placement Rates (includes data for the two calendar years prior to reporting)

| Calendar Year | Number of Students Who Began Program | Number of Graduates | Graduates Available for Employment | Graduates Employed in the Field | Placement Rate % Employed in the Field |
|---------------|--------------------------------------|---------------------|------------------------------------|---------------------------------|--|
| 2022 | 16 | 8 | 2 | 0 | 0% |
| 2023 | 5 | 2 | 1 | 0 | 0% |

You may obtain from the institution a list of the employment positions determined to be in the field for which a student received education and training.

Gainfully Employed Categories (includes data for the two calendar years prior to reporting)

Part-Time vs. Full-Time Employment

| Calendar Year | Graduate Employed in the Field 20-29 Hours Per Week | Graduates Employed in the Field at Least 30 Hours Per Week | Total Graduates Employed in the Field |
|---------------|---|--|---------------------------------------|
| 2022 | 0 | 0 | 0 |
| 2023 | 0 | 0 | 0 |

Single Position vs. Concurrent Aggregated Position

| Calendar Year | Graduates Employed in the Field in a Single Position | Graduates Employed in the Field in Concurrent Aggregated Positions | Total Graduates Employed in the Field |
|---------------|--|--|---------------------------------------|
| 2022 | 0 | 0 | 0 |
| 2023 | 0 | 0 | 0 |



Self-Employed / Freelance Positions

| Calendar Year | Graduates Employed who are Self-Employed or Working Freelance | Total Graduates Employed in the Field |
|----------------------|--|--|
| 2022 | 0 | 0 |
| 2023 | 0 | 0 |

Institutional Employment

| Calendar Year | Graduates Employed in the Field who are Employed by the Institution, an Employer Owned by the Institution, or an Employer who Shares Ownership with the Institution. | Total Graduates Employed in the Field |
|----------------------|---|--|
| 2022 | 0 | 0 |
| 2023 | 0 | 0 |

Student's Initials: _____ **Date:** _____

Initial only after you have had sufficient time to read and understand the information.

IF the majority of graduates from this program obtain jobs in self-employment or freelance work add:

This program may result in freelance or self-employment.

The work available to graduates of this program is usually for freelance or self-employment.

This type of work may not be consistent.

The period of employment can range from one day to weeks to several months.

Hours worked in a day or week may be more or less than the traditional 8 hour work day or 40 hour work week.

You can expect to spend unpaid time expanding your networks, advertising, promoting your services, or honing your skills.

Once graduates begin to work freelance or are self-employed, they will be asked to provide documentation that they are employed as such so that they may be counted as placed for our job placement records.

Students initialing this disclosure understand that either a majority or all of this school's graduates are employed in this manner and understand what comprises this work style.

Student's Initials: _____ **Date:** _____

Only initial after you have had sufficient time to read and understand the information.



License Examination Passage Rates (includes data for the two calendar years prior to reporting)

This Program doesn't lead to state licensure.

| Calendar Year | Number of Graduates in Calendar Year | Number of Graduates Taking Exam | Number Who Passed First Available Exam | Number Who Failed First Available Exam | Passage Rate |
|---------------|--------------------------------------|---------------------------------|--|--|--------------|
| 2022 | 0 | 0 | 0 | 0 | 0 |
| 2023 | 0 | 0 | 0 | 0 | 0 |

Licensure examination passage data is not available from the state agency administering the examination. We are unable to collect data from graduates.

Student's Initials: _____ Date: _____

Initial only after you have had sufficient time to read and understand the information.....

Salary and Wage Information (includes data for the two calendar years prior to reporting)

Annual salary and wages reported for graduates employed in the field.

| Calendar Year | Graduates Available for Employment | Graduates Employed in Field | \$20,001 | \$35,001 | \$40,001 | \$45,001 | No Salary Information Reported |
|---------------|------------------------------------|-----------------------------|---------------|---------------|---------------|---------------|--------------------------------|
| | | | - \$25,000 | - \$40,000 | - \$45,000 | - \$50,000 | |
| 2022 | 0 | 0 | 0 | 0 | 0 | 0 | 2 |
| 2023 | 1 | 0 | 0 | 0 | 0 | 0 | 0 |

A list of sources used to substantiate salary disclosures is available from the school.

Student's Initials: _____ Date: _____

Initial only after you have had sufficient time to read and understand the information.



Bethesda University
730 N. Euclid St. Anaheim, CA
92801 714-683-1212 www.buc.edu

Cost of Educational Program

Total charges for the program for students completing on time in 2022: **\$26,320**

Total charges may be higher for students that do not complete on time.

Total charges for the program for students completing on time in 2023: **\$26,320**

Total charges may be higher for students that do not complete on time.

Student's Initials: _____ **Date:** _____

Initial only after you have had sufficient time to read and understand the information.



Bethesda University
 730 N. Euclid St. Anaheim, CA
 92801 714-683-1212 www.buc.edu

Federal Student Loan Debt

| Calendar Year(s) | Most recent three year cohort default rate, as reported by the United State Department of Education ¹ | The percentage of enrolled students in 2022/23 receiving federal student loans to pay for this program. | The percentage of graduates in 2022/23 who took out federal student loans to pay for this program. | The average amount of federal student loan debt of 2022/23 graduates who took out federal student loans at this institution. |
|-------------------------|---|--|---|---|
| 2022 | 0% | 39.13 % | 22.22% | \$7420.13 |
| 2023 | 0% | 17% | 0% | \$8454.17 |

¹The percentage of students who defaulted on their federal student loans is called the Cohort Default Rate (CDR). It shows the percentage of this school's students who were more than 270 days (9 months) behind on their federal student loans within three years of when the first payment was due. This is the most recent CDR reported by the U.S. Department of Education.

Student's Initials: _____ Date: _____

Initial only after you have had sufficient time to read and understand the information.

This fact sheet is filed with the Bureau for Private Postsecondary Education. Regardless of any information you may have relating to completion rates, placement rates, starting salaries, or license exam passage rates, this fact sheet contains the information as calculated pursuant to state law.

Any questions a student may have regarding this fact sheet that have not been satisfactorily answered by the institution may be directed to the Bureau for Private Postsecondary Education at 1747 North Market Blvd, ste.225, Sacramento, CA 95834, www.bppe.ca.gov, toll-free telephone number (888) 370-7589 or by fax (916) 263-1897.

 Student Name - Print

 Student Signature

 Date

 School Official

 Date



Bethesda University
730 N. Euclid St. Anaheim, CA
92801 714-683-1212 www.buc.edu

Definitions

- “Number of Students Who Began the Program” means the number of students who began a program who were scheduled to complete the program within 100% of the published program length within the reporting calendar year and excludes all students who cancelled during the cancellation period.
- “Students Available for Graduation” is the number of students who began the program minus the number of students who have died, been incarcerated, or been called to active military duty.
- “Number of On-time Graduates” is the number of students who completed the program within 100% of the published program length within the reporting calendar year.
- “On-time Completion Rate” is the number of on-time graduates divided by the number of students available for graduation.
- “150% Graduates” is the number of students who completed the program within 150% of the program length (includes on-time graduates).
- “150% Completion Rate” is the number of students who completed the program in the reported calendar year within 150% of the published program length, including on-time graduates, divided by the number of students available for graduation.
- “Graduates Available for Employment” means the number of graduates minus the number of graduates unavailable for employment.
- “Graduates Unavailable for Employment” means the graduates who, after graduation, die, become incarcerated, are called to active military duty, are international students that leave the United States or do not have a visa allowing employment in the United States, or are continuing their education in an accredited or bureau-approved postsecondary institution.
- “Graduates Employed in the Field” means graduates who beginning within six months after a student completes the applicable educational program are gainfully employed, whose employment has been reported, and for whom the institution has documented verification of employment. For occupations for which the state requires passing an examination, the six months period begins after the announcement of the examination results for the first examination available after a student completes an applicable educational program.
- “Placement Rate Employed in the Field” is calculated by dividing the number of graduates gainfully employed in the field by the number of graduates available for employment.
- “Number of Graduates Taking Exam” is the number of graduates who took the first available exam in the reported calendar year.



Bethesda University
730 N. Euclid St. Anaheim, CA
92801 714-683-1212 www.buc.edu

- “First Available Exam Date” is the date for the first available exam after a student completed a program.
- “Passage Rate” is calculated by dividing the number of graduates who passed the exam by the number of graduates who took the reported licensing exam.
- “Number Who Passed First Available Exam” is the number of graduates who took and passed the first available licensing exam after completing the program.
- “Salary” is as reported by graduate or graduate’s employer.
- “No Salary Information Reported” is the number of graduates for whom, after making reasonable attempts, the school was not able to obtain salary information.



Bethesda University
730 N. Euclid St. Anaheim, CA
92801 714-683-1212
www.buc.edu

STUDENT'S RIGHT TO CANCEL

1. STUDENT'S RIGHT TO CANCEL (REFUND POLICY)

For the purpose of determining a refund, a student shall be deemed to have withdrawn from a program of instruction when any of the following occurs:

The student notifies Bethesda University of the student's withdrawal or as of the date of the student's withdrawal, whichever is later;

Bethesda University terminates the student's enrollment for failure to maintain satisfactory progress; failure to abide by the rules and regulations of the institution; absences in excess of maximum set forth by the institution; and/or failure to meet financial obligations to Bethesda University.

The student has failed to attend class for three (3) consecutive weeks; and

The student fails to return from a leave of absence.

For the purpose of determining the amount of the refund, the date of the student's withdrawal shall be deemed the last date of recorded attendance. The amount owed equals the daily charge for the program (total institutional charge, minus nonrefundable fees, divided by the number of days in the program), multiplied by the number of days scheduled to attend, prior to withdrawal. For the purpose of determining when the refund must be paid, the student shall be deemed to have withdrawn at the end of three (3) consecutive weeks. If the student has completed more than 60% of the period of attendance for which the student was charged, the tuition is considered earned and the student will receive no refund.

If any portion of the tuition was paid from the proceeds of a loan or third party, the refund shall be sent to the lender, third party or, if appropriate, to the state or federal agency that guaranteed or reinsured the loan. Any amount of the refund in excess of the unpaid balance of the loan shall be first used to repay any student financial aid programs from which the student received benefits, in proportion to the amount of the benefits received, and any remaining amount shall be paid to the student. If the student has received federal student financial aid funds, the student is entitled to a refund of moneys not paid from federal student financial aid program funds.

If the student has received federal student financial aid funds, the student is entitled to a refund of moneys not paid from federal student financial aid program funds.

For distance education students scheduled days is based on a five-day week, which does not include Sunday, or any defined holiday.

Those students who obtain a loan to pay for an educational program, the student will have the responsibility to repay the full amount of the loan plus interest, less the amount of any refund.

If the student is eligible for a loan guaranteed by the federal or state government and the student defaults on the loan, both of the following may occur:

- (1) The federal or state government or a loan guarantee agency may take action against the student, including applying any income tax refund to which the person is entitled to reduce the balance owed on the loan.
- (2) The student may not be eligible for any other federal student financial aid at another institution or other government assistance until the loan is repaid.



Bethesda University
730 N. Euclid St. Anaheim, CA
92801 714-683-1212 www.buc.edu

SCHOOL PERFORMANCE FACT SHEET
CALENDAR YEARS 2022 & 2023

**Music Performance Certificate (Group
Lesson & Private Lesson) – 1 year**

On-Time Completion Rates (Graduation Rates)

Includes data for the two calendar years prior to reporting.

| Calendar Year | Number of Students Who Began the Program | Students Available for Graduation | Number of On-Time Graduates | On-Time Completion Rate |
|----------------------|---|--|------------------------------------|--------------------------------|
| 2022 | 0 | 0 | 0 | 0% |
| 2023 | 0 | 0 | 0 | 0% |

Student's Initials: _____ **Date:** _____

Initial only after you have had sufficient time to read and understand the information.



Bethesda University
730 N. Euclid St. Anaheim, CA
92801 714-683-1212 www.buc.edu

Job Placement Rates (includes data for the two calendar years prior to reporting)

| Calendar Year | Number of Students Who Began Program | Number of Graduates | Graduates Available for Employment | Graduates Employed in the Field | Placement Rate % Employed in the Field |
|---------------|--------------------------------------|---------------------|------------------------------------|---------------------------------|--|
| 2022 | 0 | 0 | 0 | 0 | 0% |
| 2023 | 0 | 0 | 0 | 0 | 0% |

You may obtain from the institution a list of the employment positions determined to be in the field for which a student received education and training.

Gainfully Employed Categories (includes data for the two calendar years prior to reporting)

Part-Time vs. Full-Time Employment

| Calendar Year | Graduate Employed in the Field 20-29 Hours Per Week | Graduates Employed in the Field at Least 30 Hours Per Week | Total Graduates Employed in the Field |
|---------------|---|--|---------------------------------------|
| 2022 | 0 | 0 | 0 |
| 2023 | 0 | 0 | 0 |

Single Position vs. Concurrent Aggregated Position

| Calendar Year | Graduates Employed in the Field in a Single Position | Graduates Employed in the Field in Concurrent Aggregated Positions | Total Graduates Employed in the Field |
|---------------|--|--|---------------------------------------|
| 2022 | 0 | 0 | 0 |
| 2023 | 0 | 0 | 0 |



Bethesda University
730 N. Euclid St. Anaheim, CA
92801 714-683-1212 www.buc.edu

Self-Employed / Freelance Positions

| Calendar Year | Graduates Employed who are Self-Employed or Working Freelance | Total Graduates Employed in the Field |
|---------------|---|---------------------------------------|
| 2022 | 0 | 0 |
| 2023 | 0 | 0 |

Institutional Employment

| Calendar Year | Graduates Employed in the Field who are Employed by the Institution, an Employer Owned by the Institution, or an Employer who Shares Ownership with the Institution. | Total Graduates Employed in the Field |
|---------------|--|---------------------------------------|
| 2022 | 0 | 0 |
| 2023 | 0 | 0 |

Student's Initials: _____ **Date:** _____

Initial only after you have had sufficient time to read and understand the information.

IF the majority of graduates from this program obtain jobs in self-employment or freelance work add:

This program may result in freelance or self-employment.

The work available to graduates of this program is usually for freelance or self-employment.

This type of work may not be consistent.

The period of employment can range from one day to weeks to several months.

Hours worked in a day or week may be more or less than the traditional 8 hour work day or 40 hour work week.

You can expect to spend unpaid time expanding your networks, advertising, promoting your services, or honing your skills.

Once graduates begin to work freelance or are self-employed, they will be asked to provide documentation that they are employed as such so that they may be counted as placed for our job placement records.

Students initialing this disclosure understand that either a majority or all of this school's graduates are employed in this manner and understand what comprises this work style.

Student's Initials: _____ **Date:** _____

Only initial after you have had sufficient time to read and understand the information.



License Examination Passage Rates (includes data for the two calendar years prior to reporting)

This Program doesn't lead to state licensure.

| Calendar Year | Number of Graduates in Calendar Year | Number of Graduates Taking Exam | Number Who Passed First Available Exam | Number Who Failed First Available Exam | Passage Rate |
|---------------|--------------------------------------|---------------------------------|--|--|--------------|
| 2022 | 0 | 0 | 0 | 0 | 0 |
| 2023 | 0 | 0 | 0 | 0 | 0 |

Licensure examination passage data is not available from the state agency administering the examination. We are unable to collect data from graduates.

Student's Initials: _____ Date: _____

Initial only after you have had sufficient time to read and understand the information.....

Salary and Wage Information (includes data for the two calendar years prior to reporting)

Annual salary and wages reported for graduates employed in the field.

| Calendar Year | Graduates Available for Employment | Graduates Employed in Field | \$20,001 | \$35,001 | \$40,001 | \$45,001 | No Salary Information Reported |
|---------------|------------------------------------|-----------------------------|---------------|---------------|---------------|---------------|--------------------------------|
| | | | - \$25,000 | - \$40,000 | - \$45,000 | - \$50,000 | |
| 2022 | 0 | 0 | 0 | 0 | 0 | 0 | 0 |
| 2023 | 0 | 0 | 0 | 0 | 0 | 0 | 0 |

A list of sources used to substantiate salary disclosures is available from the school.

Student's Initials: _____ Date: _____

Initial only after you have had sufficient time to read and understand the information.



Bethesda University
730 N. Euclid St. Anaheim, CA
92801 714-683-1212 www.buc.edu

Cost of Educational Program

Total charges for the program for students completing on time in 2022: **\$4,200**

Total charges may be higher for students that do not complete on time.

Total charges for the program for students completing on time in 2023: **\$4,200**

Total charges may be higher for students that do not complete on time.

Student's Initials: _____ **Date:** _____

Initial only after you have had sufficient time to read and understand the information.



Bethesda University
 730 N. Euclid St. Anaheim, CA
 92801 714-683-1212 www.buc.edu

Federal Student Loan Debt

| Calendar Year(s) | Most recent three year cohort default rate, as reported by the United State Department of Education ¹ | The percentage of enrolled students in 2022/23 receiving federal student loans to pay for this program. | The percentage of graduates in 2022/23 who took out federal student loans to pay for this program. | The average amount of federal student loan debt of 2022/23 graduates who took out federal student loans at this institution. |
|-------------------------|---|--|---|---|
| 2022 | 0% | 0% | 0% | \$7420.13 |
| 2023 | 0% | 0% | 0% | \$8454.17 |

¹The percentage of students who defaulted on their federal student loans is called the Cohort Default Rate (CDR). It shows the percentage of this school's students who were more than 270 days (9 months) behind on their federal student loans within three years of when the first payment was due. This is the most recent CDR reported by the U.S. Department of Education.

Student's Initials: _____ **Date:** _____

Initial only after you have had sufficient time to read and understand the information.

This fact sheet is filed with the Bureau for Private Postsecondary Education. Regardless of any information you may have relating to completion rates, placement rates, starting salaries, or license exam passage rates, this fact sheet contains the information as calculated pursuant to state law.

Any questions a student may have regarding this fact sheet that have not been satisfactorily answered by the institution may be directed to the Bureau for Private Postsecondary Education at 1747 North Market Blvd, ste.225, Sacramento, CA 95834, www.bppe.ca.gov, toll-free telephone number (888) 370-7589 or by fax (916) 263-1897.

 Student Name - Print

 Student Signature

 Date

 School Official

 Date



Bethesda University
730 N. Euclid St. Anaheim, CA
92801 714-683-1212 www.buc.edu

Definitions

- “Number of Students Who Began the Program” means the number of students who began a program who were scheduled to complete the program within 100% of the published program length within the reporting calendar year and excludes all students who cancelled during the cancellation period.
- “Students Available for Graduation” is the number of students who began the program minus the number of students who have died, been incarcerated, or been called to active military duty.
- “Number of On-time Graduates” is the number of students who completed the program within 100% of the published program length within the reporting calendar year.
- “On-time Completion Rate” is the number of on-time graduates divided by the number of students available for graduation.
- “150% Graduates” is the number of students who completed the program within 150% of the program length (includes on-time graduates).
- “150% Completion Rate” is the number of students who completed the program in the reported calendar year within 150% of the published program length, including on-time graduates, divided by the number of students available for graduation.
- “Graduates Available for Employment” means the number of graduates minus the number of graduates unavailable for employment.
- “Graduates Unavailable for Employment” means the graduates who, after graduation, die, become incarcerated, are called to active military duty, are international students that leave the United States or do not have a visa allowing employment in the United States, or are continuing their education in an accredited or bureau-approved postsecondary institution.
- “Graduates Employed in the Field” means graduates who beginning within six months after a student completes the applicable educational program are gainfully employed, whose employment has been reported, and for whom the institution has documented verification of employment. For occupations for which the state requires passing an examination, the six months period begins after the announcement of the examination results for the first examination available after a student completes an applicable educational program.
- “Placement Rate Employed in the Field” is calculated by dividing the number of graduates gainfully employed in the field by the number of graduates available for employment.
- “Number of Graduates Taking Exam” is the number of graduates who took the first available exam in the reported calendar year.



Bethesda University
730 N. Euclid St. Anaheim, CA
92801 714-683-1212 www.buc.edu

- “First Available Exam Date” is the date for the first available exam after a student completed a program.
- “Passage Rate” is calculated by dividing the number of graduates who passed the exam by the number of graduates who took the reported licensing exam.
- “Number Who Passed First Available Exam” is the number of graduates who took and passed the first available licensing exam after completing the program.
- “Salary” is as reported by graduate or graduate’s employer.
- “No Salary Information Reported” is the number of graduates for whom, after making reasonable attempts, the school was not able to obtain salary information.



Bethesda University
730 N. Euclid St. Anaheim, CA
92801 714-683-1212
www.buc.edu

STUDENT'S RIGHT TO CANCEL

1. STUDENT'S RIGHT TO CANCEL (REFUND POLICY)

For the purpose of determining a refund, a student shall be deemed to have withdrawn from a program of instruction when any of the following occurs:

The student notifies Bethesda University of the student's withdrawal or as of the date of the student's withdrawal, whichever is later;

Bethesda University terminates the student's enrollment for failure to maintain satisfactory progress; failure to abide by the rules and regulations of the institution; absences in excess of maximum set forth by the institution; and/or failure to meet financial obligations to Bethesda University.

The student has failed to attend class for three (3) consecutive weeks; and

The student fails to return from a leave of absence.

For the purpose of determining the amount of the refund, the date of the student's withdrawal shall be deemed the last date of recorded attendance. The amount owed equals the daily charge for the program (total institutional charge, minus nonrefundable fees, divided by the number of days in the program), multiplied by the number of days scheduled to attend, prior to withdrawal. For the purpose of determining when the refund must be paid, the student shall be deemed to have withdrawn at the end of three (3) consecutive weeks. If the student has completed more than 60% of the period of attendance for which the student was charged, the tuition is considered earned and the student will receive no refund.

If any portion of the tuition was paid from the proceeds of a loan or third party, the refund shall be sent to the lender, third party or, if appropriate, to the state or federal agency that guaranteed or reinsured the loan. Any amount of the refund in excess of the unpaid balance of the loan shall be first used to repay any student financial aid programs from which the student received benefits, in proportion to the amount of the benefits received, and any remaining amount shall be paid to the student. If the student has received federal student financial aid funds, the student is entitled to a refund of moneys not paid from federal student financial aid program funds.

If the student has received federal student financial aid funds, the student is entitled to a refund of moneys not paid from federal student financial aid program funds.

For distance education students scheduled days is based on a five-day week, which does not include Sunday, or any defined holiday.

Those students who obtain a loan to pay for an educational program, the student will have the responsibility to repay the full amount of the loan plus interest, less the amount of any refund.

If the student is eligible for a loan guaranteed by the federal or state government and the student defaults on the loan, both of the following may occur:

- (1) The federal or state government or a loan guarantee agency may take action against the student, including applying any income tax refund to which the person is entitled to reduce the balance owed on the loan.
- (2) The student may not be eligible for any other federal student financial aid at another institution or other government assistance until the loan is repaid.



Bethesda University
730 N. Euclid St. Anaheim, CA
92801 714-683-1212 www.buc.edu

SCHOOL PERFORMANCE FACT SHEET
CALENDAR YEARS 2022 & 2023

Pre-school Director Certificate – 1 year

On-Time Completion Rates (Graduation Rates)

Includes data for the two calendar years prior to reporting.

| Calendar Year | Number of Students Who Began the Program | Students Available for Graduation | Number of On-Time Graduates | On-Time Completion Rate |
|----------------------|---|--|------------------------------------|--------------------------------|
| 2022 | 7 | 7 | 6 | 85% |
| 2023 | 5 | 5 | 3 | 60% |

Student's Initials: _____ **Date:** _____

Initial only after you have had sufficient time to read and understand the information.



Bethesda University
730 N. Euclid St. Anaheim, CA
92801 714-683-1212 www.buc.edu

Job Placement Rates (includes data for the two calendar years prior to reporting)

| Calendar Year | Number of Students Who Began Program | Number of Graduates | Graduates Available for Employment | Graduates Employed in the Field | Placement Rate % Employed in the Field |
|---------------|--------------------------------------|---------------------|------------------------------------|---------------------------------|--|
| 2022 | 7 | 6 | 4 | 0 | 0% |
| 2023 | 5 | 3 | 1 | 0 | 0% |

You may obtain from the institution a list of the employment positions determined to be in the field for which a student received education and training.

Gainfully Employed Categories (includes data for the two calendar years prior to reporting)

Part-Time vs. Full-Time Employment

| Calendar Year | Graduate Employed in the Field 20-29 Hours Per Week | Graduates Employed in the Field at Least 30 Hours Per Week | Total Graduates Employed in the Field |
|---------------|---|--|---------------------------------------|
| 2022 | 0 | 0 | 0 |
| 2023 | 0 | 0 | 0 |

Single Position vs. Concurrent Aggregated Position

| Calendar Year | Graduates Employed in the Field in a Single Position | Graduates Employed in the Field in Concurrent Aggregated Positions | Total Graduates Employed in the Field |
|---------------|--|--|---------------------------------------|
| 2022 | 0 | 0 | 0 |
| 2023 | 0 | 0 | 0 |



Bethesda University
730 N. Euclid St. Anaheim, CA
92801 714-683-1212 www.buc.edu

Self-Employed / Freelance Positions

| Calendar Year | Graduates Employed who are Self-Employed or Working Freelance | Total Graduates Employed in the Field |
|---------------|---|---------------------------------------|
| 2022 | 0 | 0 |
| 2023 | 0 | 0 |

Institutional Employment

| Calendar Year | Graduates Employed in the Field who are Employed by the Institution, an Employer Owned by the Institution, or an Employer who Shares Ownership with the Institution. | Total Graduates Employed in the Field |
|---------------|--|---------------------------------------|
| 2022 | 0 | 0 |
| 2023 | 0 | 0 |

Student's Initials: _____ **Date:** _____

Initial only after you have had sufficient time to read and understand the information.

IF the majority of graduates from this program obtain jobs in self-employment or freelance work add:

This program may result in freelance or self-employment.

The work available to graduates of this program is usually for freelance or self-employment.

This type of work may not be consistent.

The period of employment can range from one day to weeks to several months.

Hours worked in a day or week may be more or less than the traditional 8 hour work day or 40 hour work week.

You can expect to spend unpaid time expanding your networks, advertising, promoting your services, or honing your skills.

Once graduates begin to work freelance or are self-employed, they will be asked to provide documentation that they are employed as such so that they may be counted as placed for our job placement records.

Students initialing this disclosure understand that either a majority or all of this school's graduates are employed in this manner and understand what comprises this work style.

Student's Initials: _____ **Date:** _____

Only initial after you have had sufficient time to read and understand the information.



License Examination Passage Rates (includes data for the two calendar years prior to reporting)

This Program doesn't lead to state licensure.

| Calendar Year | Number of Graduates in Calendar Year | Number of Graduates Taking Exam | Number Who Passed First Available Exam | Number Who Failed First Available Exam | Passage Rate |
|---------------|--------------------------------------|---------------------------------|--|--|--------------|
| 2022 | 0 | 0 | 0 | 0 | 0 |
| 2023 | 0 | 0 | 0 | 0 | 0 |

Licensure examination passage data is not available from the state agency administering the examination. We are unable to collect data from graduates.

Student's Initials: _____ Date: _____

Initial only after you have had sufficient time to read and understand the information.....

Salary and Wage Information (includes data for the two calendar years prior to reporting)

Annual salary and wages reported for graduates employed in the field.

| Calendar Year | Graduates Available for Employment | Graduates Employed in Field | \$20,001 | \$35,001 | \$40,001 | \$45,001 | No Salary Information Reported |
|---------------|------------------------------------|-----------------------------|---------------|---------------|---------------|---------------|--------------------------------|
| | | | - \$25,000 | - \$40,000 | - \$45,000 | - \$50,000 | |
| 2022 | 4 | 0 | 0 | 0 | 0 | 0 | 4 |
| 2023 | 1 | 0 | 0 | 0 | 0 | 0 | 0 |

A list of sources used to substantiate salary disclosures is available from the school.

Student's Initials: _____ Date: _____

Initial only after you have had sufficient time to read and understand the information.



Bethesda University
730 N. Euclid St. Anaheim, CA
92801 714-683-1212 www.buc.edu

Cost of Educational Program

Total charges for the program for students completing on time in 2022: **\$3,800**

Total charges may be higher for students that do not complete on time.

Total charges for the program for students completing on time in 2023: **\$3,800**

Total charges may be higher for students that do not complete on time.

Student's Initials: _____ **Date:** _____

Initial only after you have had sufficient time to read and understand the information.



Bethesda University
 730 N. Euclid St. Anaheim, CA
 92801 714-683-1212 www.buc.edu

Federal Student Loan Debt

| Calendar Year(s) | Most recent three year cohort default rate, as reported by the United State Department of Education ¹ | The percentage of enrolled students in 2022/23 receiving federal student loans to pay for this program. | The percentage of graduates in 2022/23 who took out federal student loans to pay for this program. | The average amount of federal student loan debt of 2022/23 graduates who took out federal student loans at this institution. |
|-------------------------|---|--|---|---|
| 2022 | 0% | 20% | 100% | \$7420.13 |
| 2023 | 0% | 0% | 0% | \$8454.17 |

¹The percentage of students who defaulted on their federal student loans is called the Cohort Default Rate (CDR). It shows the percentage of this school's students who were more than 270 days (9 months) behind on their federal student loans within three years of when the first payment was due. This is the most recent CDR reported by the U.S. Department of Education.

Student's Initials: _____ **Date:** _____

Initial only after you have had sufficient time to read and understand the information.

This fact sheet is filed with the Bureau for Private Postsecondary Education. Regardless of any information you may have relating to completion rates, placement rates, starting salaries, or license exam passage rates, this fact sheet contains the information as calculated pursuant to state law.

Any questions a student may have regarding this fact sheet that have not been satisfactorily answered by the institution may be directed to the Bureau for Private Postsecondary Education at 1747 North Market Blvd, ste.225, Sacramento, CA 95834, www.bppe.ca.gov, toll-free telephone number (888) 370-7589 or by fax (916) 263-1897.

 Student Name - Print

 Student Signature

 Date

 School Official

 Date



Bethesda University
730 N. Euclid St. Anaheim, CA
92801 714-683-1212 www.buc.edu

Definitions

- “Number of Students Who Began the Program” means the number of students who began a program who were scheduled to complete the program within 100% of the published program length within the reporting calendar year and excludes all students who cancelled during the cancellation period.
- “Students Available for Graduation” is the number of students who began the program minus the number of students who have died, been incarcerated, or been called to active military duty.
- “Number of On-time Graduates” is the number of students who completed the program within 100% of the published program length within the reporting calendar year.
- “On-time Completion Rate” is the number of on-time graduates divided by the number of students available for graduation.
- “150% Graduates” is the number of students who completed the program within 150% of the program length (includes on-time graduates).
- “150% Completion Rate” is the number of students who completed the program in the reported calendar year within 150% of the published program length, including on-time graduates, divided by the number of students available for graduation.
- “Graduates Available for Employment” means the number of graduates minus the number of graduates unavailable for employment.
- “Graduates Unavailable for Employment” means the graduates who, after graduation, die, become incarcerated, are called to active military duty, are international students that leave the United States or do not have a visa allowing employment in the United States, or are continuing their education in an accredited or bureau-approved postsecondary institution.
- “Graduates Employed in the Field” means graduates who beginning within six months after a student completes the applicable educational program are gainfully employed, whose employment has been reported, and for whom the institution has documented verification of employment. For occupations for which the state requires passing an examination, the six months period begins after the announcement of the examination results for the first examination available after a student completes an applicable educational program.
- “Placement Rate Employed in the Field” is calculated by dividing the number of graduates gainfully employed in the field by the number of graduates available for employment.
- “Number of Graduates Taking Exam” is the number of graduates who took the first available exam in the reported calendar year.



Bethesda University
730 N. Euclid St. Anaheim, CA
92801 714-683-1212 www.buc.edu

- “First Available Exam Date” is the date for the first available exam after a student completed a program.
- “Passage Rate” is calculated by dividing the number of graduates who passed the exam by the number of graduates who took the reported licensing exam.
- “Number Who Passed First Available Exam” is the number of graduates who took and passed the first available licensing exam after completing the program.
- “Salary” is as reported by graduate or graduate’s employer.
- “No Salary Information Reported” is the number of graduates for whom, after making reasonable attempts, the school was not able to obtain salary information.



Bethesda University
730 N. Euclid St. Anaheim, CA
92801 714-683-1212
www.buc.edu

STUDENT'S RIGHT TO CANCEL

1. STUDENT'S RIGHT TO CANCEL (REFUND POLICY)

For the purpose of determining a refund, a student shall be deemed to have withdrawn from a program of instruction when any of the following occurs:

The student notifies Bethesda University of the student's withdrawal or as of the date of the student's withdrawal, whichever is later;

Bethesda University terminates the student's enrollment for failure to maintain satisfactory progress; failure to abide by the rules and regulations of the institution; absences in excess of maximum set forth by the institution; and/or failure to meet financial obligations to Bethesda University.

The student has failed to attend class for three (3) consecutive weeks; and

The student fails to return from a leave of absence.

For the purpose of determining the amount of the refund, the date of the student's withdrawal shall be deemed the last date of recorded attendance. The amount owed equals the daily charge for the program (total institutional charge, minus nonrefundable fees, divided by the number of days in the program), multiplied by the number of days scheduled to attend, prior to withdrawal. For the purpose of determining when the refund must be paid, the student shall be deemed to have withdrawn at the end of three (3) consecutive weeks. If the student has completed more than 60% of the period of attendance for which the student was charged, the tuition is considered earned and the student will receive no refund.

If any portion of the tuition was paid from the proceeds of a loan or third party, the refund shall be sent to the lender, third party or, if appropriate, to the state or federal agency that guaranteed or reinsured the loan. Any amount of the refund in excess of the unpaid balance of the loan shall be first used to repay any student financial aid programs from which the student received benefits, in proportion to the amount of the benefits received, and any remaining amount shall be paid to the student. If the student has received federal student financial aid funds, the student is entitled to a refund of moneys not paid from federal student financial aid program funds.

If the student has received federal student financial aid funds, the student is entitled to a refund of moneys not paid from federal student financial aid program funds.

For distance education students scheduled days is based on a five-day week, which does not include Sunday, or any defined holiday.

Those students who obtain a loan to pay for an educational program, the student will have the responsibility to repay the full amount of the loan plus interest, less the amount of any refund.

If the student is eligible for a loan guaranteed by the federal or state government and the student defaults on the loan, both of the following may occur:

- (1) The federal or state government or a loan guarantee agency may take action against the student, including applying any income tax refund to which the person is entitled to reduce the balance owed on the loan.
- (2) The student may not be eligible for any other federal student financial aid at another institution or other government assistance until the loan is repaid.



Bethesda University
730 N. Euclid St. Anaheim, CA
92801 714-683-1212 www.buc.edu

SCHOOL PERFORMANCE FACT SHEET
CALENDAR YEARS 2022 & 2023

Pre-school Teacher Certificate – 1 year

On-Time Completion Rates (Graduation Rates)

Includes data for the two calendar years prior to reporting.

| Calendar Year | Number of Students Who Began the Program | Students Available for Graduation | Number of On-Time Graduates | On-Time Completion Rate |
|----------------------|---|--|------------------------------------|--------------------------------|
| 2022 | 0 | 0 | 0 | 0% |
| 2023 | 1 | 1 | 0 | 0% |

Student's Initials: _____ **Date:** _____

Initial only after you have had sufficient time to read and understand the information.



Bethesda University
 730 N. Euclid St. Anaheim, CA
 92801 714-683-1212 www.buc.edu

Job Placement Rates (includes data for the two calendar years prior to reporting)

| Calendar Year | Number of Students Who Began Program | Number of Graduates | Graduates Available for Employment | Graduates Employed in the Field | Placement Rate % Employed in the Field |
|---------------|--------------------------------------|---------------------|------------------------------------|---------------------------------|--|
| 2022 | 0 | 0 | 0 | 0 | 0% |
| 2023 | 1 | 0 | 0 | 0 | 0% |

You may obtain from the institution a list of the employment positions determined to be in the field for which a student received education and training.

Gainfully Employed Categories (includes data for the two calendar years prior to reporting)

Part-Time vs. Full-Time Employment

| Calendar Year | Graduate Employed in the Field 20-29 Hours Per Week | Graduates Employed in the Field at Least 30 Hours Per Week | Total Graduates Employed in the Field |
|---------------|---|--|---------------------------------------|
| 2022 | 0 | 0 | 0 |
| 2023 | 0 | 0 | 0 |

Single Position vs. Concurrent Aggregated Position

| Calendar Year | Graduates Employed in the Field in a Single Position | Graduates Employed in the Field in Concurrent Aggregated Positions | Total Graduates Employed in the Field |
|---------------|--|--|---------------------------------------|
| 2022 | 0 | 0 | 0 |
| 2023 | 0 | 0 | 0 |



Self-Employed / Freelance Positions

| Calendar Year | Graduates Employed who are Self-Employed or Working Freelance | Total Graduates Employed in the Field |
|---------------|---|---------------------------------------|
| 2022 | 0 | 0 |
| 2023 | 0 | 0 |

Institutional Employment

| Calendar Year | Graduates Employed in the Field who are Employed by the Institution, an Employer Owned by the Institution, or an Employer who Shares Ownership with the Institution. | Total Graduates Employed in the Field |
|---------------|--|---------------------------------------|
| 2022 | 0 | 0 |
| 2023 | 0 | 0 |

Student's Initials: _____ **Date:** _____

Initial only after you have had sufficient time to read and understand the information.

IF the majority of graduates from this program obtain jobs in self-employment or freelance work add:

This program may result in freelance or self-employment.

The work available to graduates of this program is usually for freelance or self-employment.

This type of work may not be consistent.

The period of employment can range from one day to weeks to several months.

Hours worked in a day or week may be more or less than the traditional 8 hour work day or 40 hour work week.

You can expect to spend unpaid time expanding your networks, advertising, promoting your services, or honing your skills.

Once graduates begin to work freelance or are self-employed, they will be asked to provide documentation that they are employed as such so that they may be counted as placed for our job placement records.

Students initialing this disclosure understand that either a majority or all of this school's graduates are employed in this manner and understand what comprises this work style.

Student's Initials: _____ **Date:** _____

Only initial after you have had sufficient time to read and understand the information.



License Examination Passage Rates (includes data for the two calendar years prior to reporting)

This Program doesn't lead to state licensure.

| Calendar Year | Number of Graduates in Calendar Year | Number of Graduates Taking Exam | Number Who Passed First Available Exam | Number Who Failed First Available Exam | Passage Rate |
|---------------|--------------------------------------|---------------------------------|--|--|--------------|
| 2022 | 0 | 0 | 0 | 0 | 0 |
| 2023 | 0 | 0 | 0 | 0 | 0 |

Licensure examination passage data is not available from the state agency administering the examination. We are unable to collect data from graduates.

Student's Initials: _____ Date: _____

Initial only after you have had sufficient time to read and understand the information.....

Salary and Wage Information (includes data for the two calendar years prior to reporting)

Annual salary and wages reported for graduates employed in the field.

| Calendar Year | Graduates Available for Employment | Graduates Employed in Field | \$20,001 | \$35,001 | \$40,001 | \$45,001 | No Salary Information Reported |
|---------------|------------------------------------|-----------------------------|---------------|---------------|---------------|---------------|--------------------------------|
| | | | - \$25,000 | - \$40,000 | - \$45,000 | - \$50,000 | |
| 2022 | 0 | 0 | 0 | 0 | 0 | 0 | 0 |
| 2023 | 0 | 0 | 0 | 0 | 0 | 0 | 0 |

A list of sources used to substantiate salary disclosures is available from the school.

Student's Initials: _____ Date: _____

Initial only after you have had sufficient time to read and understand the information.



Bethesda University
730 N. Euclid St. Anaheim, CA
92801 714-683-1212 www.buc.edu

Cost of Educational Program

Total charges for the program for students completing on time in 2022: **\$3,200**

Total charges may be higher for students that do not complete on time.

Total charges for the program for students completing on time in 2023: **\$3,200**

Total charges may be higher for students that do not complete on time.

Student's Initials: _____ **Date:** _____

Initial only after you have had sufficient time to read and understand the information.



Bethesda University
 730 N. Euclid St. Anaheim, CA
 92801 714-683-1212 www.buc.edu

Federal Student Loan Debt

| Calendar Year(s) | Most recent three year cohort default rate, as reported by the United State Department of Education ¹ | The percentage of enrolled students in 2022/23 receiving federal student loans to pay for this program. | The percentage of graduates in 2022/23 who took out federal student loans to pay for this program. | The average amount of federal student loan debt of 2022/23 graduates who took out federal student loans at this institution. |
|-------------------------|---|--|---|---|
| 2022 | 0% | 0% | 0% | \$7420.13 |
| 2023 | 0% | 0% | 0% | \$8454.17 |

¹The percentage of students who defaulted on their federal student loans is called the Cohort Default Rate (CDR). It shows the percentage of this school's students who were more than 270 days (9 months) behind on their federal student loans within three years of when the first payment was due. This is the most recent CDR reported by the U.S. Department of Education.

Student's Initials: _____ Date: _____

Initial only after you have had sufficient time to read and understand the information.

This fact sheet is filed with the Bureau for Private Postsecondary Education. Regardless of any information you may have relating to completion rates, placement rates, starting salaries, or license exam passage rates, this fact sheet contains the information as calculated pursuant to state law.

Any questions a student may have regarding this fact sheet that have not been satisfactorily answered by the institution may be directed to the Bureau for Private Postsecondary Education at 1747 North Market Blvd, ste.225, Sacramento, CA 95834, www.bppe.ca.gov, toll-free telephone number (888) 370-7589 or by fax (916) 263-1897.

 Student Name - Print

 Student Signature

 Date

 School Official

 Date



Bethesda University
730 N. Euclid St. Anaheim, CA
92801 714-683-1212 www.buc.edu

Definitions

- “Number of Students Who Began the Program” means the number of students who began a program who were scheduled to complete the program within 100% of the published program length within the reporting calendar year and excludes all students who cancelled during the cancellation period.
- “Students Available for Graduation” is the number of students who began the program minus the number of students who have died, been incarcerated, or been called to active military duty.
- “Number of On-time Graduates” is the number of students who completed the program within 100% of the published program length within the reporting calendar year.
- “On-time Completion Rate” is the number of on-time graduates divided by the number of students available for graduation.
- “150% Graduates” is the number of students who completed the program within 150% of the program length (includes on-time graduates).
- “150% Completion Rate” is the number of students who completed the program in the reported calendar year within 150% of the published program length, including on-time graduates, divided by the number of students available for graduation.
- “Graduates Available for Employment” means the number of graduates minus the number of graduates unavailable for employment.
- “Graduates Unavailable for Employment” means the graduates who, after graduation, die, become incarcerated, are called to active military duty, are international students that leave the United States or do not have a visa allowing employment in the United States, or are continuing their education in an accredited or bureau-approved postsecondary institution.
- “Graduates Employed in the Field” means graduates who beginning within six months after a student completes the applicable educational program are gainfully employed, whose employment has been reported, and for whom the institution has documented verification of employment. For occupations for which the state requires passing an examination, the six months period begins after the announcement of the examination results for the first examination available after a student completes an applicable educational program.
- “Placement Rate Employed in the Field” is calculated by dividing the number of graduates gainfully employed in the field by the number of graduates available for employment.
- “Number of Graduates Taking Exam” is the number of graduates who took the first available exam in the reported calendar year.



Bethesda University
730 N. Euclid St. Anaheim, CA
92801 714-683-1212 www.buc.edu

- “First Available Exam Date” is the date for the first available exam after a student completed a program.
- “Passage Rate” is calculated by dividing the number of graduates who passed the exam by the number of graduates who took the reported licensing exam.
- “Number Who Passed First Available Exam” is the number of graduates who took and passed the first available licensing exam after completing the program.
- “Salary” is as reported by graduate or graduate’s employer.
- “No Salary Information Reported” is the number of graduates for whom, after making reasonable attempts, the school was not able to obtain salary information.



Bethesda University
730 N. Euclid St. Anaheim, CA
92801 714-683-1212
www.buc.edu

STUDENT'S RIGHT TO CANCEL

1. STUDENT'S RIGHT TO CANCEL (REFUND POLICY)

For the purpose of determining a refund, a student shall be deemed to have withdrawn from a program of instruction when any of the following occurs:

The student notifies Bethesda University of the student's withdrawal or as of the date of the student's withdrawal, whichever is later;

Bethesda University terminates the student's enrollment for failure to maintain satisfactory progress; failure to abide by the rules and regulations of the institution; absences in excess of maximum set forth by the institution; and/or failure to meet financial obligations to Bethesda University.

The student has failed to attend class for three (3) consecutive weeks; and

The student fails to return from a leave of absence.

For the purpose of determining the amount of the refund, the date of the student's withdrawal shall be deemed the last date of recorded attendance. The amount owed equals the daily charge for the program (total institutional charge, minus nonrefundable fees, divided by the number of days in the program), multiplied by the number of days scheduled to attend, prior to withdrawal. For the purpose of determining when the refund must be paid, the student shall be deemed to have withdrawn at the end of three (3) consecutive weeks. If the student has completed more than 60% of the period of attendance for which the student was charged, the tuition is considered earned and the student will receive no refund.

If any portion of the tuition was paid from the proceeds of a loan or third party, the refund shall be sent to the lender, third party or, if appropriate, to the state or federal agency that guaranteed or reinsured the loan. Any amount of the refund in excess of the unpaid balance of the loan shall be first used to repay any student financial aid programs from which the student received benefits, in proportion to the amount of the benefits received, and any remaining amount shall be paid to the student. If the student has received federal student financial aid funds, the student is entitled to a refund of moneys not paid from federal student financial aid program funds.

If the student has received federal student financial aid funds, the student is entitled to a refund of moneys not paid from federal student financial aid program funds.

For distance education students scheduled days is based on a five-day week, which does not include Sunday, or any defined holiday.

Those students who obtain a loan to pay for an educational program, the student will have the responsibility to repay the full amount of the loan plus interest, less the amount of any refund.

If the student is eligible for a loan guaranteed by the federal or state government and the student defaults on the loan, both of the following may occur:

- (1) The federal or state government or a loan guarantee agency may take action against the student, including applying any income tax refund to which the person is entitled to reduce the balance owed on the loan.
- (2) The student may not be eligible for any other federal student financial aid at another institution or other government assistance until the loan is repaid.



Bethesda University
730 N. Euclid St. Anaheim, CA
92801 714-683-1212 www.buc.edu

SCHOOL PERFORMANCE FACT SHEET
CALENDAR YEARS 2022 & 2023

Tax Specialist for EA Preparation
Certificate – 1 year

On-Time Completion Rates (Graduation Rates)

Includes data for the two calendar years prior to reporting.

| Calendar Year | Number of Students Who Began the Program | Students Available for Graduation | Number of On-Time Graduates | On-Time Completion Rate |
|----------------------|---|--|------------------------------------|--------------------------------|
| 2022 | 0 | 0 | 0 | 0% |
| 2023 | 0 | 0 | 0 | 0% |

Student's Initials: _____ **Date:** _____

Initial only after you have had sufficient time to read and understand the information.



Bethesda University
730 N. Euclid St. Anaheim, CA
92801 714-683-1212 www.buc.edu

Job Placement Rates (includes data for the two calendar years prior to reporting)

| Calendar Year | Number of Students Who Began Program | Number of Graduates | Graduates Available for Employment | Graduates Employed in the Field | Placement Rate % Employed in the Field |
|---------------|--------------------------------------|---------------------|------------------------------------|---------------------------------|--|
| 2022 | 0 | 0 | 0 | 0 | 0% |
| 2023 | 0 | 0 | 0 | 0 | 0% |

You may obtain from the institution a list of the employment positions determined to be in the field for which a student received education and training.

Gainfully Employed Categories (includes data for the two calendar years prior to reporting)

Part-Time vs. Full-Time Employment

| Calendar Year | Graduate Employed in the Field 20-29 Hours Per Week | Graduates Employed in the Field at Least 30 Hours Per Week | Total Graduates Employed in the Field |
|---------------|---|--|---------------------------------------|
| 2022 | 0 | 0 | 0 |
| 2023 | 0 | 0 | 0 |

Single Position vs. Concurrent Aggregated Position

| Calendar Year | Graduates Employed in the Field in a Single Position | Graduates Employed in the Field in Concurrent Aggregated Positions | Total Graduates Employed in the Field |
|---------------|--|--|---------------------------------------|
| 2022 | 0 | 0 | 0 |
| 2023 | 0 | 0 | 0 |



Self-Employed / Freelance Positions

| Calendar Year | Graduates Employed who are Self-Employed or Working Freelance | Total Graduates Employed in the Field |
|---------------|---|---------------------------------------|
| 2022 | 0 | 0 |
| 2023 | 0 | 0 |

Institutional Employment

| Calendar Year | Graduates Employed in the Field who are Employed by the Institution, an Employer Owned by the Institution, or an Employer who Shares Ownership with the Institution. | Total Graduates Employed in the Field |
|---------------|--|---------------------------------------|
| 2022 | 0 | 0 |
| 2023 | 0 | 0 |

Student's Initials: _____ Date: _____

Initial only after you have had sufficient time to read and understand the information.

IF the majority of graduates from this program obtain jobs in self-employment or freelance work add:

This program may result in freelance or self-employment.

The work available to graduates of this program is usually for freelance or self-employment.

This type of work may not be consistent.

The period of employment can range from one day to weeks to several months.

Hours worked in a day or week may be more or less than the traditional 8 hour work day or 40 hour work week.

You can expect to spend unpaid time expanding your networks, advertising, promoting your services, or honing your skills.

Once graduates begin to work freelance or are self-employed, they will be asked to provide documentation that they are employed as such so that they may be counted as placed for our job placement records.

Students initialing this disclosure understand that either a majority or all of this school's graduates are employed in this manner and understand what comprises this work style.

Student's Initials: _____ Date: _____

Only initial after you have had sufficient time to read and understand the information.



License Examination Passage Rates (includes data for the two calendar years prior to reporting)

This Program doesn't lead to state licensure.

| Calendar Year | Number of Graduates in Calendar Year | Number of Graduates Taking Exam | Number Who Passed First Available Exam | Number Who Failed First Available Exam | Passage Rate |
|---------------|--------------------------------------|---------------------------------|--|--|--------------|
| 2022 | 0 | 0 | 0 | 0 | 0 |
| 2023 | 0 | 0 | 0 | 0 | 0 |

Licensure examination passage data is not available from the state agency administering the examination. We are unable to collect data from graduates.

Student's Initials: _____ Date: _____

Initial only after you have had sufficient time to read and understand the information.

Salary and Wage Information (includes data for the two calendar years prior to reporting)

Annual salary and wages reported for graduates employed in the field.

| Calendar Year | Graduates Available for Employment | Graduates Employed in Field | \$20,001 | \$35,001 | \$40,001 | \$45,001 | No Salary Information Reported |
|---------------|------------------------------------|-----------------------------|---------------|---------------|---------------|---------------|--------------------------------|
| | | | - \$25,000 | - \$40,000 | - \$45,000 | - \$50,000 | |
| 2022 | 0 | 0 | 0 | 0 | 0 | 0 | 0 |
| 2023 | 0 | 0 | 0 | 0 | 0 | 0 | 0 |

A list of sources used to substantiate salary disclosures is available from the school.

Student's Initials: _____ Date: _____

Initial only after you have had sufficient time to read and understand the information.



Bethesda University
730 N. Euclid St. Anaheim, CA
92801 714-683-1212 www.buc.edu

Cost of Educational Program

Total charges for the program for students completing on time in 2022: **\$4,200**

Total charges may be higher for students that do not complete on time.

Total charges for the program for students completing on time in 2023: **\$4,200**

Total charges may be higher for students that do not complete on time.

Student's Initials: _____ **Date:** _____

Initial only after you have had sufficient time to read and understand the information.



**Bethesda
University**
730 N. Euclid St. Anaheim, CA
92801 714-683-1212 www.buc.edu

Federal Student Loan Debt

| Calendar Year(s) | Most recent three year cohort default rate, as reported by the United States Department of Education ¹ | The percentage of enrolled students in 2022/23 receiving federal student loans to pay for this program. | The percentage of graduates in 2022/23 who took out federal student loans to pay for this program. | The average amount of federal student loan debt of 2022/23 graduates who took out federal student loans at this institution. |
|------------------|---|---|--|--|
| 2022 | 0% | 0% | 0% | \$7420.13 |
| 2023 | 0% | 0% | 0% | \$8454.17 |

¹The percentage of students who defaulted on their federal student loans is called the Cohort Default Rate (CDR). It shows the percentage of this school's students who were more than 270 days (9 months) behind on their federal student loans within three years of when the first payment was due. This is the most recent CDR reported by the U.S. Department of Education.

Student's Initials: _____ **Date:** _____

Initial only after you have had sufficient time to read and understand the information.

This fact sheet is filed with the Bureau for Private Postsecondary Education. Regardless of any information you may have relating to completion rates, placement rates, starting salaries, or license exam passage rates, this fact sheet contains the information as calculated pursuant to state law.

Any questions a student may have regarding this fact sheet that have not been satisfactorily answered by the institution may be directed to the Bureau for Private Postsecondary Education at 1747 North Market Blvd, ste.225, Sacramento, CA 95834, www.bppe.ca.gov, toll-free telephone number (888) 370-7589 or by fax (916) 263-1897.

Student Name - Print

Student Signature

Date

School Official

Date



Bethesda University
730 N. Euclid St. Anaheim, CA
92801 714-683-1212 www.buc.edu

Definitions

- “Number of Students Who Began the Program” means the number of students who began a program who were scheduled to complete the program within 100% of the published program length within the reporting calendar year and excludes all students who cancelled during the cancellation period.
- “Students Available for Graduation” is the number of students who began the program minus the number of students who have died, been incarcerated, or been called to active military duty.
- “Number of On-time Graduates” is the number of students who completed the program within 100% of the published program length within the reporting calendar year.
- “On-time Completion Rate” is the number of on-time graduates divided by the number of students available for graduation.
- “150% Graduates” is the number of students who completed the program within 150% of the program length (includes on-time graduates).
- “150% Completion Rate” is the number of students who completed the program in the reported calendar year within 150% of the published program length, including on-time graduates, divided by the number of students available for graduation.
- “Graduates Available for Employment” means the number of graduates minus the number of graduates unavailable for employment.
- “Graduates Unavailable for Employment” means the graduates who, after graduation, die, become incarcerated, are called to active military duty, are international students that leave the United States or do not have a visa allowing employment in the United States, or are continuing their education in an accredited or bureau-approved postsecondary institution.
- “Graduates Employed in the Field” means graduates who beginning within six months after a student completes the applicable educational program are gainfully employed, whose employment has been reported, and for whom the institution has documented verification of employment. For occupations for which the state requires passing an examination, the six months period begins after the announcement of the examination results for the first examination available after a student completes an applicable educational program.
- “Placement Rate Employed in the Field” is calculated by dividing the number of graduates gainfully employed in the field by the number of graduates available for employment.
- “Number of Graduates Taking Exam” is the number of graduates who took the first available exam in the reported calendar year.



Bethesda University
730 N. Euclid St. Anaheim, CA
92801 714-683-1212 www.buc.edu

- “First Available Exam Date” is the date for the first available exam after a student completed a program.
- “Passage Rate” is calculated by dividing the number of graduates who passed the exam by the number of graduates who took the reported licensing exam.
- “Number Who Passed First Available Exam” is the number of graduates who took and passed the first available licensing exam after completing the program.
- “Salary” is as reported by graduate or graduate’s employer.
- “No Salary Information Reported” is the number of graduates for whom, after making reasonable attempts, the school was not able to obtain salary information.



Bethesda University
730 N. Euclid St. Anaheim, CA
92801 714-683-1212
www.buc.edu

STUDENT'S RIGHT TO CANCEL

1. STUDENT'S RIGHT TO CANCEL (REFUND POLICY)

For the purpose of determining a refund, a student shall be deemed to have withdrawn from a program of instruction when any of the following occurs:

The student notifies Bethesda University of the student's withdrawal or as of the date of the student's withdrawal, whichever is later;

Bethesda University terminates the student's enrollment for failure to maintain satisfactory progress; failure to abide by the rules and regulations of the institution; absences in excess of maximum set forth by the institution; and/or failure to meet financial obligations to Bethesda University.

The student has failed to attend class for three (3) consecutive weeks; and

The student fails to return from a leave of absence.

For the purpose of determining the amount of the refund, the date of the student's withdrawal shall be deemed the last date of recorded attendance. The amount owed equals the daily charge for the program (total institutional charge, minus nonrefundable fees, divided by the number of days in the program), multiplied by the number of days scheduled to attend, prior to withdrawal. For the purpose of determining when the refund must be paid, the student shall be deemed to have withdrawn at the end of three (3) consecutive weeks. If the student has completed more than 60% of the period of attendance for which the student was charged, the tuition is considered earned and the student will receive no refund.

If any portion of the tuition was paid from the proceeds of a loan or third party, the refund shall be sent to the lender, third party or, if appropriate, to the state or federal agency that guaranteed or reinsured the loan. Any amount of the refund in excess of the unpaid balance of the loan shall be first used to repay any student financial aid programs from which the student received benefits, in proportion to the amount of the benefits received, and any remaining amount shall be paid to the student. If the student has received federal student financial aid funds, the student is entitled to a refund of moneys not paid from federal student financial aid program funds.

If the student has received federal student financial aid funds, the student is entitled to a refund of moneys not paid from federal student financial aid program funds.

For distance education students scheduled days is based on a five-day week, which does not include Sunday, or any defined holiday.

Those students who obtain a loan to pay for an educational program, the student will have the responsibility to repay the full amount of the loan plus interest, less the amount of any refund.

If the student is eligible for a loan guaranteed by the federal or state government and the student defaults on the loan, both of the following may occur:

- (1) The federal or state government or a loan guarantee agency may take action against the student, including applying any income tax refund to which the person is entitled to reduce the balance owed on the loan.
- (2) The student may not be eligible for any other federal student financial aid at another institution or other government assistance until the loan is repaid.